

WILLIS STOCKING PROGRAM



Willis

KOHLER®
STERLING
A KOHLER COMPANY

TABLE OF CONTENTS

KOHLER® SINKS

CAIRN®	1
WHITEHAVEN®	9
PROLIFIC®	17
STRIVE®	23
CAXTON®	29

STERLING® SINKS

MCALLISTER®	33
LUDINGTON®	43
LATITUDE®	49

KOHLER® KITCHEN FAUCETS

SIMPLICE®	53
BELLERA®	55
SENSATE™	57
TOURNANT™	59
CRUE™	61

KOHLER® BATHROOM FAUCETS

HONESTY®	65
ALTEO®	67
PURIST®	71
ELATE®	73



KOHLER®

STERLING®
A KOHLER COMPANY

KOHLER®

Cairn®

Under-Mount Kitchen Sink K-8199



Features:

- 36-inch minimum base cabinet.
- Double-equal bowls.
- 9-1/2-inch depth provides generous workspace.
- Slim divide creates more space while allowing you to completely submerge pots and pans.
- No faucet holes.
- Rear drains increase workspace in the sink and storage space underneath.
- Includes K-5656 bottom sink rack.
- Includes cutout templates and installation clips.

Material:

- KOHLER Neoroc® composite is durable and built to withstand day-to-day cleaning tasks.
- Matte finish offers rich, dimensional color.
- Solid color throughout the sink.
- Heat resistant up to 750°F.
- Scratch, stain, chip, and thermal-shock resistant.

Installation:

- Undermount.
- Easy to install in a one-person, single-day project.

Recommended Products/Accessories

- K-23730 Neoroc® cleaner


Available Finishes:

CM1 - Matte Black
CM4 - Matte Grey
CM6 - Matte White



Included Components

- K-5656 Sink Rack (1)



Codes/Standards:

CSA B45.5/IAPMO Z124

KOHLER® Neoroc® Sinks

Lifetime Limited Warranty:

See website for detailed warranty information.



Pacific Northwest
9805 32nd Ave. S
Lakewood, WA
98499

Northern & Central California
1905 N. MacArthur Dr. Suite #300
Tracy, CA
95376

Southern California
3351 Grapevine St. Suite #A
Mira Loma, CA
91752

For more information, visit us at www.4willis.com or e-mail us at info@4willis.com.

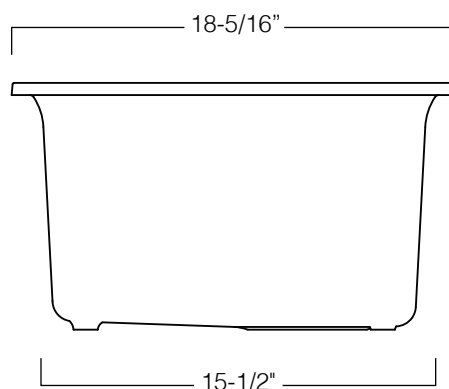
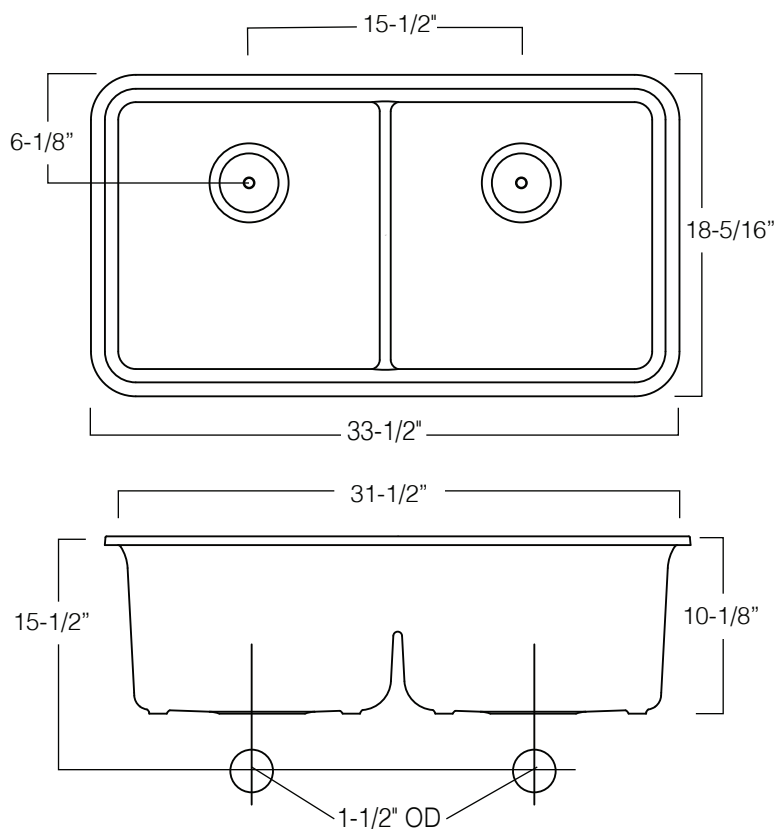
1-800-4KOHLER (1-800-456-4537) Kohler Co. reserves the right to make revisions without notice to product specifications.
For the most current Specification Sheet, go to www.kohler.com.

KOHLER®

Cairn®

Under-Mount Kitchen Sink

K-8199



Technical Information:

Bowl Configuration: Double-Equal

Installation: Under-mount

Min. base cabinet width: 36"

Bowl areas (Only): Length: 14-7/8"

Width: 15-3/16"

Bowl depth: 9-1/2"

Water depth: 9-1/2"

Template: 1256394-7, required, included

Notes:

Install this product according to the installation instructions.

Countertop manufacturer or cutter must use the cut-out template provided with the product, or a current one provided by Kohler Co. (call 1-800-43-FOCUS). Kohler Co. is not responsible for cut-out errors when the incorrect cut-out template is used.



Pacific Northwest
9805 32nd Ave. S
Lakewood, WA
98499

Northern & Central California
1905 N. MacArthur Dr. Suite #300
Tracy, CA
95376

Southern California
3351 Grapevine St. Suite #A
Mira Loma, CA
91752


For more information, visit us at www.4willis.com or e-mail us at info@4willis.com.

1-800-4KOHLER (1-800-456-4537) Kohler Co. reserves the right to make revisions without notice to product specifications.
For the most current Specification Sheet, go to www.kohler.com.

KOHLER®

Cairn®

Under-Mount Kitchen Sink K-8206



Features:

- 36-inch minimum base cabinet.
- Single bowl.
- 9-1/2-inch depth provides generous workspace.
- No faucet holes.
- Offset drain increases workspace in the sink and storage space underneath.
- Includes K-5196 bottom sink rack.
- Includes cutout templates and installation clips.

Material:

- KOHLER Neoroc® composite is durable and built to withstand day-to-day cleaning tasks.
- Matte finish offers rich, dimensional color.
- Solid color throughout the sink.
- Heat resistant up to 750°F.
- Scratch, stain, chip, and thermal-shock resistant.

Installation:

- Undermount.
- Easy to install in a one-person, single-day project.

Recommended Products/Accessories

- K-23730 Neoroc® cleaner

Available Finishes:

CM1 - Matte Black
CM4 - Matte Grey
CM6 - Matte White



Included Components

- K-5196 Sink Rack (1)



Codes/Standards:

CSA B45.5/IAPMO Z124

KOHLER® Neoroc® Sinks

Lifetime Limited Warranty:

See website for detailed warranty information.



Pacific Northwest
9805 32nd Ave. S
Lakewood, WA
98499

Northern & Central California
1905 N. MacArthur Dr. Suite #300
Tracy, CA
95376

Southern California
3351 Grapevine St. Suite #A
Mira Loma, CA
91752

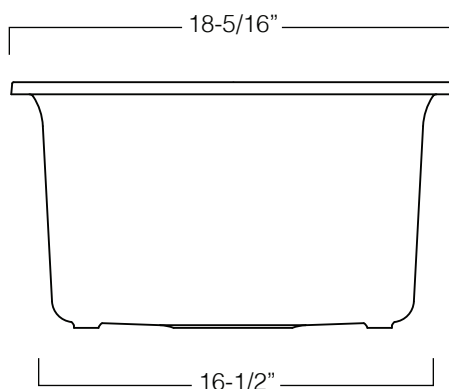
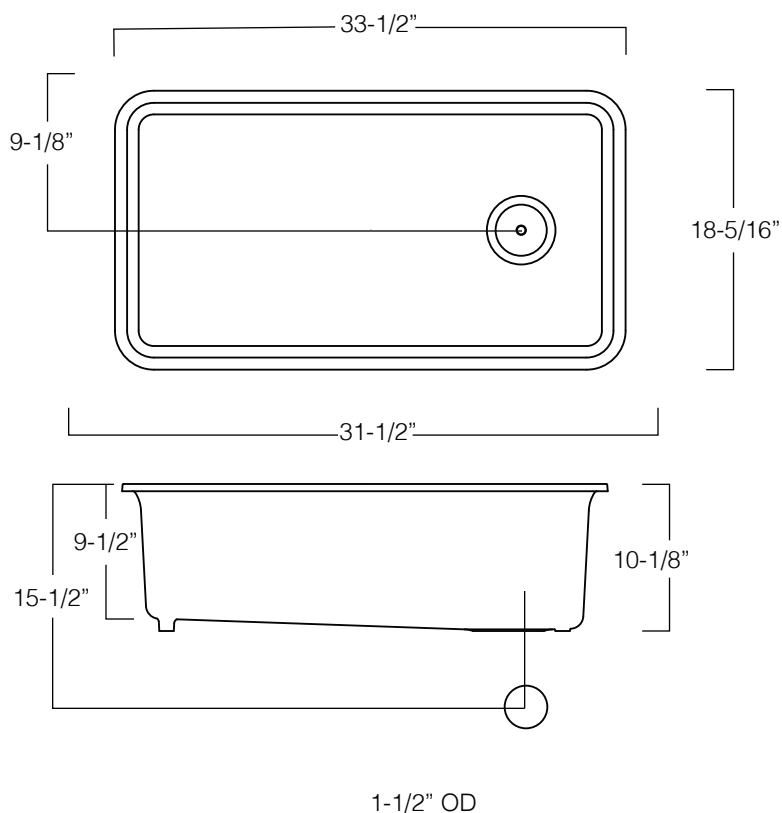
For more information, visit us at www.4willis.com or e-mail us at info@4willis.com.

1-800-4KOHLER (1-800-456-4537) Kohler Co. reserves the right to make revisions without notice to product specifications.
For the most current Specification Sheet, go to www.kohler.com.

KOHLER®

Cairn®

Under-Mount Kitchen Sink K-8206



Technical Information:

Bowl Configuration: Single

Installation: Under-mount

Min. base cabinet width: 36"

Drain hole: 3-7/8"

Bowl area (Only): Length: 30-9/16"

Width: 15-3/8"

Bowl depth: 9-1/2"

Water depth: 9-1/2"

Template: 1256394-7, required, included

Notes:

Install this product according to the installation instructions.

Countertop manufacturer or cutter must use the cut-out template provided with the product, or a current one provided by Kohler Co. (call 1-800-43-FOCUS). Kohler Co. is not responsible for cut-out errors when the incorrect cut-out template is used.



Pacific Northwest
9805 32nd Ave. S
Lakewood, WA
98499

Northern & Central California
1905 N. MacArthur Dr. Suite #300
Tracy, CA
95376

Southern California
3351 Grapevine St. Suite #A
Mira Loma, CA
91752

For more information, visit us at www.4willis.com or e-mail us at info@4willis.com.

1-800-4KOHLER (1-800-456-4537) Kohler Co. reserves the right to make revisions without notice to product specifications.

For the most current Specification Sheet, go to www.kohler.com.



Cairn®

Under-Mount Kitchen Sink

K-8204



Features:

- 36-inch minimum base cabinet.
- Large/medium bowls.
- Versatile design allows large basin to be installed on the right or left.
- Large basin is 9-1/2 inches deep; small basin is 7-1/2 inches deep.
- Slim divide creates more space while allowing you to completely submerge pots and pans.
- No faucet holes.
- Offset drain increases workspace in the sink.
- Includes K-5655 bottom sink rack.
- Includes cutout templates and installation clips.

Material:

- KOHLER Neoroc® composite is durable and built to withstand day-to-day cleaning tasks.
- Matte finish offers rich, dimensional color.
- Solid color throughout the sink.
- Heat resistant up to 750°F.
- Scratch, stain, chip, and thermal-shock resistant.

Installation:

- Undermount.
- Easy to install in a one-person, single-day project.

Recommended Products/Accessories

- K-23730 Neoroc® cleaner

Available Finishes:

- CM1 - Matte Black
- CM4 - Matte Grey
- CM6 - Matte White



Included Components

- K-5655 Sink Rack (1)



Codes/Standards:

ASME A112.19.3/CSA B45.4

KOHLER® Neoroc® Sinks

Lifetime Limited Warranty:

See website for detailed warranty information.



Pacific Northwest
9805 32nd Ave. S
Lakewood, WA
98499

Northern & Central California
1905 N. MacArthur Dr. Suite #300
Tracy, CA
95376

Southern California
3351 Grapevine St. Suite #A
Mira Loma, CA
91752

For more information, visit us at www.4willis.com or e-mail us at info@4willis.com.

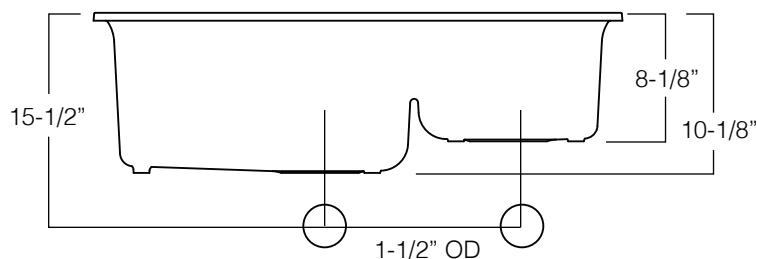

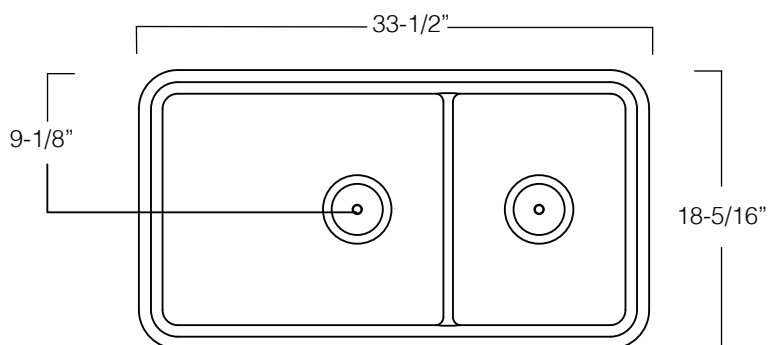
1-800-4KOHLER (1-800-456-4537) Kohler Co. reserves the right to make revisions without notice to product specifications.

For the most current Specification Sheet, go to www.kohler.com.

KOHLER®

Cairn®

Under-Mount Kitchen Sink K-8204



Technical Information:

Bowl Configuration: Off Set - Large/Small

Installation: Under-mount

Min. base cabinet width: 36"

Bowl area (Left): Length: 18-7/16"

Width: 15-3/16"

Bowl depth: 9-1/2"

Water depth: 9-1/2"

Bowl area (Right): Length: 11-5/16"

Width: 15-3/16"

Bowl depth: 7-1/2"

Water depth: 7-1/2"

Template: 1256394-7, required, included

Notes:

Install this product according to the installation instructions.

Countertop manufacturer or cutter must use the cut-out template provided with the product, or a current one provided by Kohler Co. (call 1-800-43-FOCUS). Kohler Co. is not responsible for cut-out errors when the incorrect cut-out template is used.



Pacific Northwest
9805 32nd Ave. S
Lakewood, WA
98499

Northern & Central California
1905 N. MacArthur Dr. Suite #300
Tracy, CA
95376

Southern California
3351 Grapevine St. Suite #A
Mira Loma, CA
91752

For more information, visit us at www.4willis.com or e-mail us at info@4willis.com.

1-800-4KOHLER (1-800-456-4537) Kohler Co. reserves the right to make revisions without notice to product specifications.

For the most current Specification Sheet, go to www.kohler.com.



Cairn®

Under-Mount Kitchen Sink
K-28000



Features:

- 30-inch minimum base cabinet.
- Single bowl.
- 9-1/2-inch depth provides generous workspace.
- No faucet holes.
- Offset drain increases workspace in the sink and storage space underneath.
- Includes K-80038 bottom sink rack.
- Includes cutout templates and installation clips.

Material:

- KOHLER Neoroc® composite is durable and built to withstand day-to-day cleaning tasks.
- Matte finish offers rich, dimensional color.
- Solid color throughout the sink.
- Heat resistant up to 750°F.
- Scratch, stain, chip, and thermal-shock resistant.

Installation:

- Undermount.
- Easy to install in a one-person, single-day project.

Recommended Products/Accessories

- K-23730 Neoroc® cleaner

Available Finishes:

CM1 - Matte Black
CM4 - Matte Grey
CM6 - Matte White



Included Components

- K-80038 Sink Rack (1)



Codes/Standards:

CSA B45.5/IAPMO Z124

KOHLER® Neoroc® Sinks

Lifetime Limited Warranty:

See website for detailed warranty information.



Pacific Northwest
9805 32nd Ave. S
Lakewood, WA
98499

Northern & Central California
1905 N. MacArthur Dr. Suite #300
Tracy, CA
95376

Southern California
3351 Grapevine St. Suite #A
Mira Loma, CA
91752

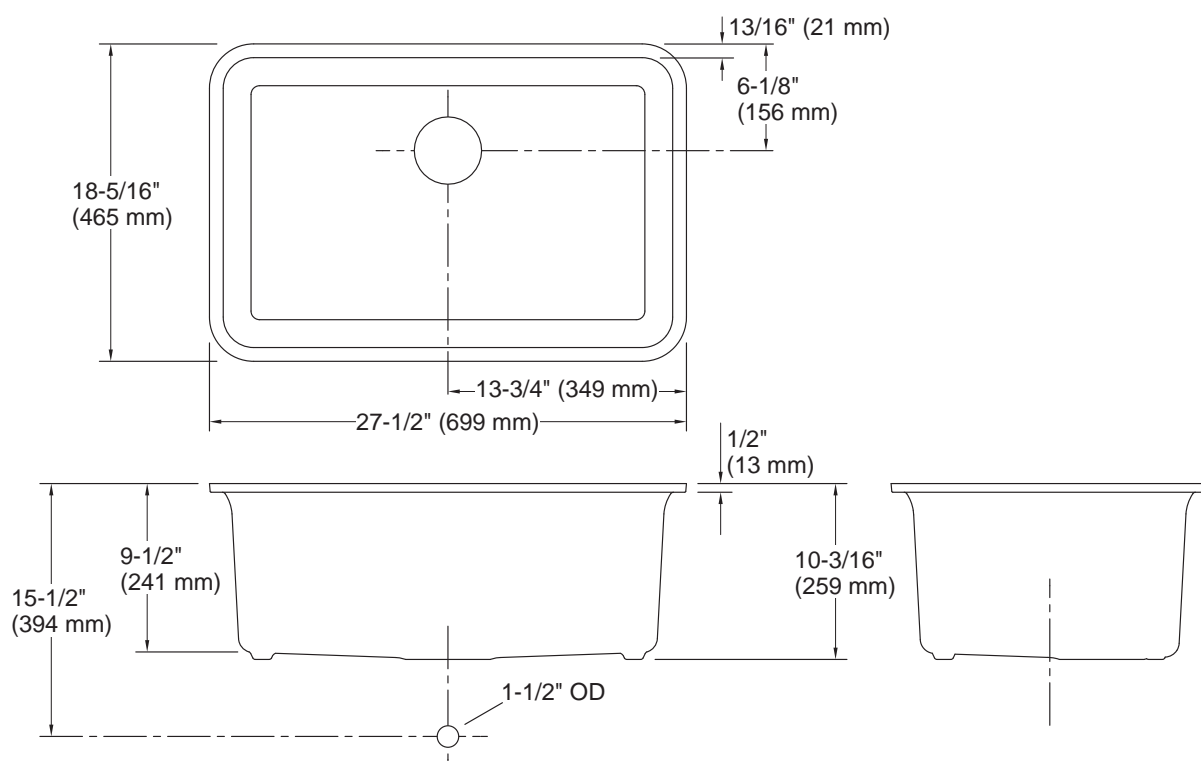
For more information, visit us at www.4willis.com or e-mail us at info@4willis.com.

1-800-4KOHLER (1-800-456-4537) Kohler Co. reserves the right to make revisions without notice to product specifications.
For the most current Specification Sheet, go to www.kohler.com.

KOHLER®

Cairn®

Under-Mount Kitchen Sink K-28000



Technical Information:

Bowl Configuration: Single

Installation: Under-mount

Min. base cabinet width: 30"

Template: 1311528, required, included

Bowl area (Only):

Length: 25-9/16"

Width: 16-3/8"

Bowl depth: 9-1/2"

Water depth: 9-1/2"

Notes:

Install this product according to the installation instructions. Countertop manufacturer or cutter must use the cut-out template provided with the product, or a current one provided by Kohler Co. (Call 1-800-43-FOCUS). Kohler Co. is not responsible for cut-out errors when the incorrect cut-out template is used.



Pacific Northwest
9805 32nd Ave. S
Lakewood, WA
98499

Northern & Central California
1905 N. MacArthur Dr. Suite #300
Tracy, CA
95376

Southern California
3351 Grapevine St. Suite #A
Mira Loma, CA
91752

For more information, visit us at www.4willis.com or e-mail us at info@4willis.com.

1-800-4KOHLER (1-800-456-4537) Kohler Co. reserves the right to make revisions without notice to product specifications.
For the most current Specification Sheet, go to www.kohler.com.

KOHLER®

Whitehaven®

Self-Trimming® Under-Mount
Apron Front Sink
K-6426



Features:

- 36-inch minimum base cabinet width.
- Large/medium bowls.
- 9" (229 mm) depth provides generous workspace.
- Shortened apron allows sink to be used in most standard cabinetry or retrofitted to existing standard cabinetry.
- Self-Trimming apron overlaps the cabinet face for easy installation and beautiful results.
- No faucet holes.
- Smart Divide® features a low dividing barrier that increases workspace and versatility.
- Basin slopes toward drain to minimize water pooling.
- Offset drain increases workspace in the sink and storage space underneath..

Material:

- KOHLER® enameled cast iron.

Installation:

- Under-mount farmhouse.

Recommended Products/Accessories

- K-5828 Sink Rack
- K-5874 Sink Rack
- K-23725 Cast iron cleaner

Available Finishes:

0 - White



Codes/Standards:

ASME A112.19.1/CSA B45.2

**KOHLER® Enameled Cast Iron
Kitchen Sink Lifetime
Limited Warranty**

See website for detailed warranty information.



Pacific Northwest
9805 32nd Ave. S
Lakewood, WA
98499

Northern & Central California
1905 N. MacArthur Dr. Suite #300
Tracy, CA
95376

Southern California
3351 Grapevine St. Suite #A
Mira Loma, CA
91752

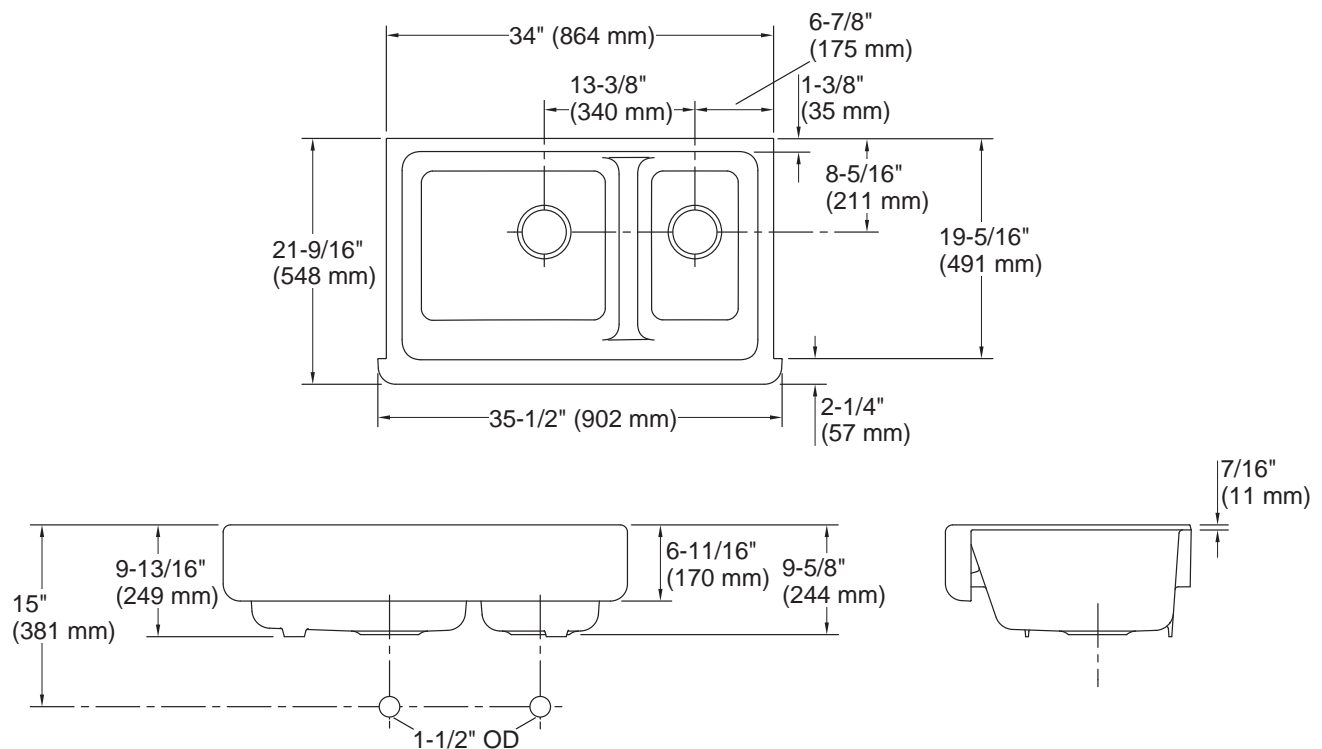
For more information, visit us at www.4willis.com or e-mail us at info@4willis.com.

1-800-4KOHLER (1-800-456-4537) Kohler Co. reserves the right to make revisions without notice to product specifications.
For the most current Specification Sheet, go to www.kohler.com. CA-Willis

KOHLER®

Whitehaven®

Self-Trimming® Under-Mount
Apron Front Sink
K-6426



Technical Information:

Bowl configuration: Off-set Large/small
Installation: Under-mount
Min. Base Cabinet Width: 36"
Water depth: 9"

Right Bowl area:
Length: 18-13/16"
Width: 18-1/16"
Bowl depth: 9"

Left Bowl area:
Length: 10-5/16"
Width: 18-1/16"
Bowl depth: 9"

Notes: Install this product according to the installation instructions. Countertop manufacturer or cutter must use the cut-out template provided with the product, or a current one provided by Kohler Co. (Call 1-800-43-FOCUS). Kohler Co. is not responsible for cut-out errors when the incorrect cut-out template is used.



Pacific Northwest
9805 32nd Ave. S
Lakewood, WA
98499

Northern & Central California
1905 N. MacArthur Dr. Suite #300
Tracy, CA
95376

Southern California
3351 Grapevine St. Suite #A
Mira Loma, CA
91752

For more information, visit us at www.4willis.com or e-mail us at info@4willis.com.

1-800-4KOHLER (1-800-456-4537) Kohler Co. reserves the right to make revisions without notice to product specifications.
For the most current Specification Sheet, go to www.kohler.com. CA-Willis

KOHLER®

Whitehaven®

Self-Trimming® Under-Mount
Apron Front Sink
K-6427



Features:

- Fits minimum 36-inch apron sink base cabinet.
- Large/medium bowls.
- 9" (229 mm) depth provides generous workspace.
- Self-Trimming apron overlaps the cabinet face for easy installation and beautiful results.
- No faucet holes.
- Smart Divide® features a low dividing barrier that increases workspace and versatility.
- Basin slopes toward drain to minimize water pooling.
- Offset drain increases workspace in the sink and storage space underneath.
- Includes cutout templates.

Material:

- KOHLER® enameled cast iron.

Installation:

- Under-mount farmhouse.

Recommended Products/Accessories

- K-5828 Sink Rack
- K-5874 Sink Rack
- K-23725 Cast iron cleaner

Available Finishes:

0 - White



Codes/Standards:

ASME A112.19.1/CSA B45.2

**KOHLER® Enameled Cast Iron
Kitchen Sink Lifetime
Limited Warranty**

See website for detailed warranty information.



Pacific Northwest
9805 32nd Ave. S
Lakewood, WA
98499

Northern & Central California
1905 N. MacArthur Dr. Suite #300
Tracy, CA
95376

Southern California
3351 Grapevine St. Suite #A
Mira Loma, CA
91752


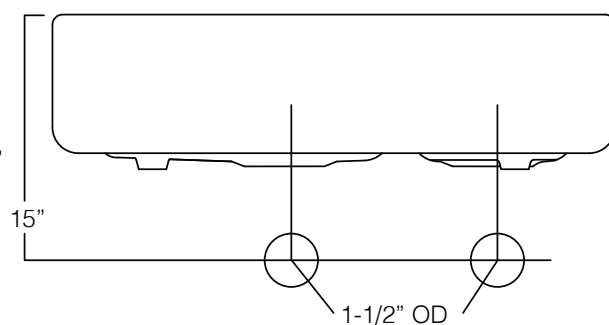
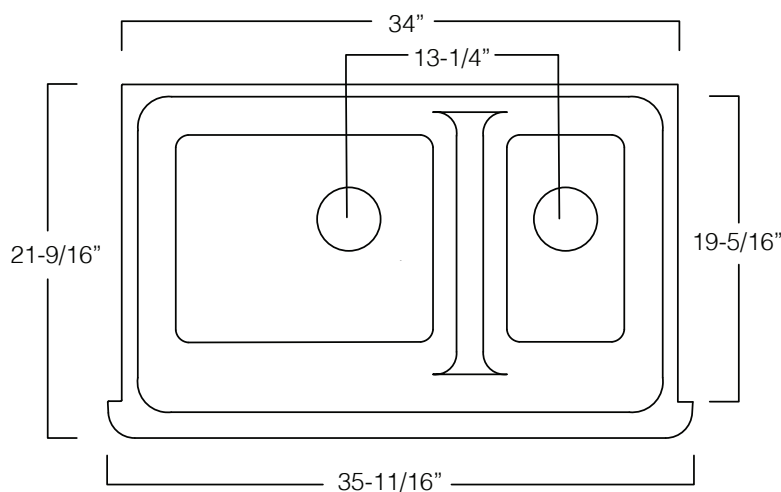
For more information, visit us at www.4willis.com or e-mail us at info@4willis.com.

1-800-4KOHLER (1-800-456-4537) Kohler Co. reserves the right to make revisions without notice to product specifications.
For the most current Specification Sheet, go to www.kohler.com. CA-Willis

KOHLER®

Whitehaven®

Self-Trimming® Under-Mount
Apron Front Sink
K-6427



Technical Information:

Bowl configuration: Off-set Large/small

Installation: Under-mount

Min. Base Cabinet Width: 36"

Water depth: 9"

Right Bowl area:

Length: 18-13/16"

Width: 18-1/16"

Bowl depth: 9"

Left Bowl area:

Length: 10-5/16"

Width: 18-1/16"

Bowl depth: 9"

Notes:

Install this product according to the installation instructions. Countertop manufacturer or cutter must use the cut-out template provided with the product, or a current one provided by Kohler Co. (call 1-800-43-FOCUS). Kohler Co. is not responsible for cut-out errors when the incorrect cut-out template is used.



Pacific Northwest
9805 32nd Ave. S
Lakewood, WA
98499

Northern & Central California
1905 N. MacArthur Dr. Suite #300
Tracy, CA
95376

Southern California
3351 Grapevine St. Suite #A
Mira Loma, CA
91752

For more information, visit us at www.4willis.com or e-mail us at info@4willis.com.

1-800-4KOHLER (1-800-456-4537) Kohler Co. reserves the right to make revisions without notice to product specifications.
For the most current Specification Sheet, go to www.kohler.com. CA-Willis

KOHLER®

Whitehaven®

Self-Trimming® Under-Mount
Apron Front Sink
K-6488



Features:

- 36-inch minimum base cabinet width.
- Single bowl.
- 9" (229 mm) depth provides generous workspace.
- Shortened apron allows sink to be used in most standard cabinetry or retrofitted to existing standard cabinetry.
- Self-Trimming apron overlaps the cabinet face for easy installation and beautiful results.
- No faucet holes.
- Basin slopes 2 degrees toward drain to minimize water pooling.
- Offset drain increases workspace in the sink and storage space underneath.

Material:

- KOHLER® enameled cast iron.

Installation:

- Under-mount farmhouse.

Recommended Products/Accessories

- K-5828 Sink Rack
- K-5874 Sink Rack
- K-23725 Cast iron cleaner

Available Finishes:

0 - White



Codes/Standards:

ASME A112.19.1/CSA B45.2

**KOHLER® Enameled Cast Iron
Kitchen Sink Lifetime
Limited Warranty**

See website for detailed warranty information.



Pacific Northwest
9805 32nd Ave. S
Lakewood, WA
98499

Northern & Central California
1905 N. MacArthur Dr. Suite #300
Tracy, CA
95376

Southern California
3351 Grapevine St. Suite #A
Mira Loma, CA
91752

For more information, visit us at www.4willis.com or e-mail us at info@4willis.com.

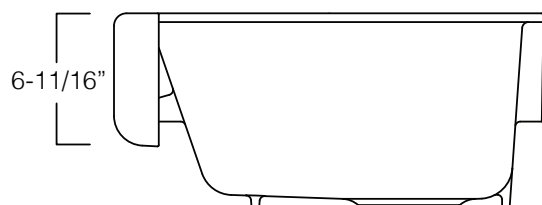
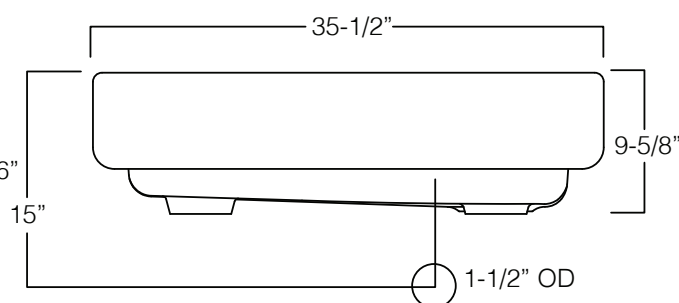
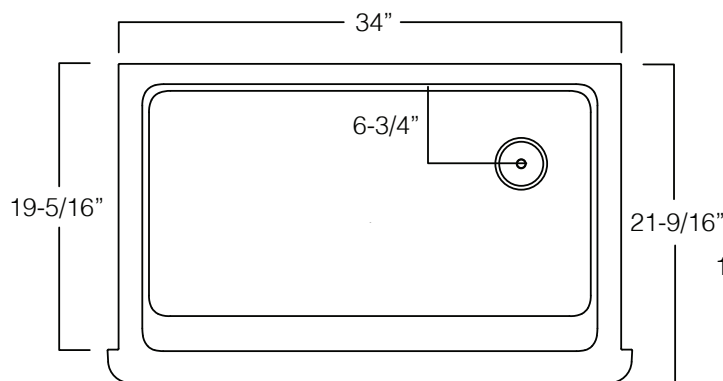
1-800-4KOHLER (1-800-456-4537) Kohler Co. reserves the right to make revisions without notice to product specifications.
For the most current Specification Sheet, go to www.kohler.com. CA-Willis

KOHLER®

Whitehaven®

Self-Trimming® Under-Mount
Apron Front Sink

K-6488



Technical Information:

Bowl configuration: Single
Installation: Under-mount
Min. Base Cabinet Width: 36"
Bowl area: Length: 30-3/4"
Width: 18-1/16"
Bowl depth: 9"
Water depth: 9"
1156910-7, required, included
1211449-7, required, included

Notes:

Install this product according to the installation instructions.

Countertop manufacturer or cutter must use the cut-out template provided with the product, or a current one provided by Kohler Co. (call 1-800-43-FOCUS). Kohler Co. is not responsible for cut-out errors when the incorrect cut-out template is used.



Pacific Northwest
9805 32nd Ave. S
Lakewood, WA
98499

Northern & Central California
1905 N. MacArthur Dr. Suite #300
Tracy, CA
95376

Southern California
3351 Grapevine St. Suite #A
Mira Loma, CA
91752

For more information, visit us at www.4willis.com or e-mail us at info@4willis.com.

1-800-4KOHLER (1-800-456-4537) Kohler Co. reserves the right to make revisions without notice to product specifications.
For the most current Specification Sheet, go to www.kohler.com. CA-Willis

KOHLER®

Whitehaven®

Self-Trimming® Under-Mount
Apron Front Sink
K-6489



Features:

- Fits minimum 36" apron sink base cabinet.
- Single bowl.
- 9" (229 mm) depth provides generous workspace.
- Self-Trimming® apron overlaps the cabinet face for easy installation and beautiful results.
- No faucet holes.
- Basin slopes 2 degrees toward drain to minimize water pooling.
- Offset drain increases workspace in the sink and storage space underneath.
- Includes cutout templates.

Material:

- KOHLER® enameled cast iron.
- Acid-resistant enamel finish.

Installation:

- Under-mount farmhouse.

Recommended Products/Accessories

- K-6639 Sink Rack
- K-23725 Cast iron cleaner

Available Finishes:

0 - White



Codes/Standards:

ASME A112.19.1/CSA B45.2

**KOHLER® Enameled Cast Iron
Kitchen Sink Lifetime
Limited Warranty**

See website for detailed warranty information.



Pacific Northwest
9805 32nd Ave. S
Lakewood, WA
98499

Northern & Central California
1905 N. MacArthur Dr. Suite #300
Tracy, CA
95376

Southern California
3351 Grapevine St. Suite #A
Mira Loma, CA
91752

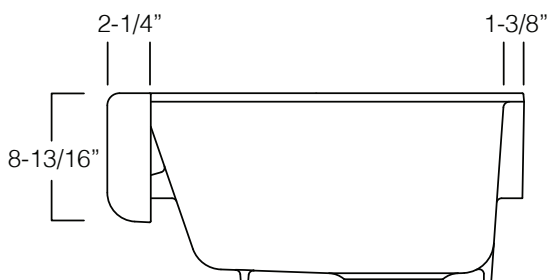
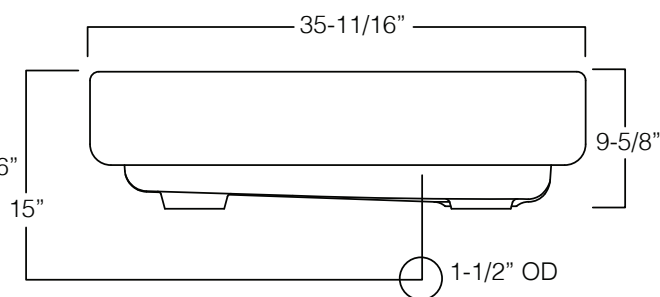
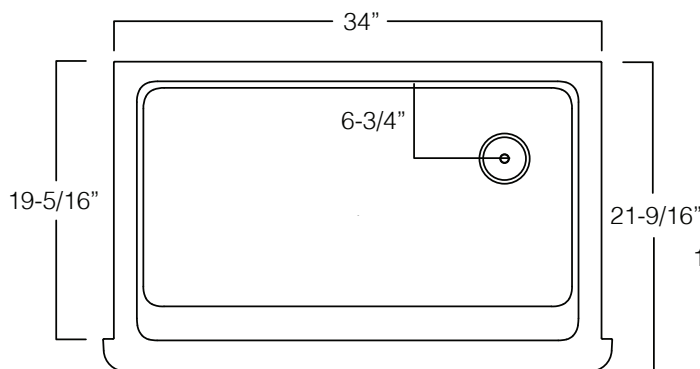
For more information, visit us at www.4willis.com or e-mail us at info@4willis.com.

1-800-4KOHLER (1-800-456-4537) Kohler Co. reserves the right to make revisions without notice to product specifications.
For the most current Specification Sheet, go to www.kohler.com. CA-Willis

KOHLER®

Whitehaven®

Self-Trimming® Under-Mount
Apron Front Sink
K-6489



Technical Information:

Bowl configuration: Single
Installation: Under-mount
Min. Base Cabinet Width: 36"
Bowl area: Length: 30-3/4"
Width: 18-1/16"
Bowl depth: 9"
Water depth: 9"
1156910-7, required, included
1157001, required, included

Notes:

Install this product according to the installation instructions.

Countertop manufacturer or cutter must use the cut-out template provided with the product, or a current one provided by Kohler Co. (call 1-800-43-FOCUS). Kohler Co. is not responsible for cut-out errors when the incorrect cut-out template is used.



Pacific Northwest
9805 32nd Ave. S
Lakewood, WA
98499

Northern & Central California
1905 N. MacArthur Dr. Suite #300
Tracy, CA
95376

Southern California
3351 Grapevine St. Suite #A
Mira Loma, CA
91752

For more information, visit us at www.4willis.com or e-mail us at info@4willis.com.

1-800-4KOHLER (1-800-456-4537) Kohler Co. reserves the right to make revisions without notice to product specifications.

For the most current Specification Sheet, go to www.kohler.com. CA-Willis

KOHLER®

Prolific®

Under-Mount Kitchen Sink K-5540



Features:

- Large single bowl.
- 11-inch depth provides generous workspace.
- No faucet holes.
- Includes bamboo cutting board, two multipurpose grated racks, colander, and washbin.
- Three graduated ledges in basin allow you to place accessories at your preferred height.
- Accessories stack and slide on ledges for a custom arrangement.
- Beveled cone-shape basin slopes into drain, easily disposing debris.
- Medium size cutting board (10"x16") included with sink - covers 1/3 of sink.
- Also available: Large size cutting board 21"x16" – covers 2/3 sink.
Sold separately # K-23680-NA).
- SilentShield® sound-absorption technology offers quieter performance.
- Includes installation hardware

Material:

- Premium 18-gauge stainless steel.

Installation:

- Undermount.
- Minimum base cabinet width: 36"

Recommended Products/Accessories

- K-23729 Stainless steel cleaner

Included Components

- A. K-5544 Colander and Washbin
- B. K-5542 Multipurpose Grated Rack (2)
- C. K-5541 Bamboo Cutting Board



Codes/Standards:

ASME A112.19.3/CSA B45.4

Lifetime Limited Warranty for KOHLER® Stainless Steel Sinks

See website for detailed warranty information.



Pacific Northwest
9805 32nd Ave. S
Lakewood, WA
98499

Northern & Central California
1905 N. MacArthur Dr. Suite #300
Tracy, CA
95376

Southern California
3351 Grapevine St. Suite #A
Mira Loma, CA
91752

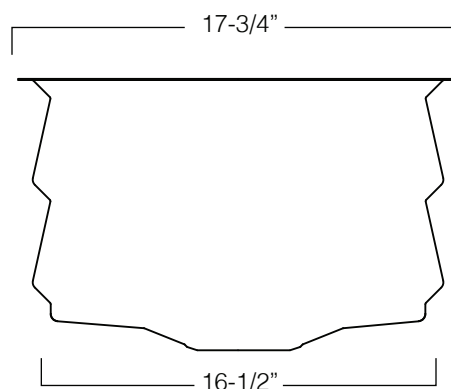
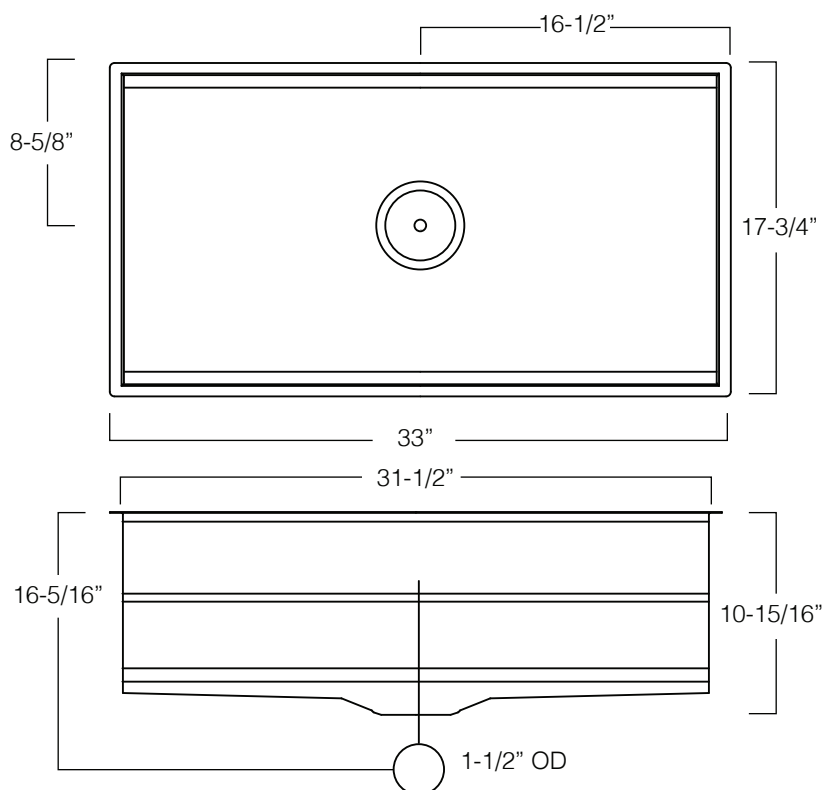
For more information, visit us at www.4willis.com or e-mail us at info@4willis.com.

1-800-4KOHLER (1-800-456-4537) Kohler Co. reserves the right to make revisions without notice to product specifications.
For the most current Specification Sheet, go to www.kohler.com. CA-Willis

KOHLER®

Prolific®

Under-Mount Kitchen Sink
K-5540



Technical Information:

Bowl Configuration: Single

Installation: Under-mount

Min. base cabinet width: 36"

Bowl area (Only): Length: 31-1/2"

Width: 16-1/2"

Bowl depth: 10"

Water depth: 10"

Drain Hole: 3-3/4"

Template: 1093327-7, required, included

Notes:

Install this product according to the installation instructions.

Countertop manufacturer or cutter must use the cut-out template provided with the product, or a current one provided by Kohler Co. (call 1-800-43-FOCUS). Kohler Co. is not responsible for cut-out errors when the incorrect cut-out template is used.



Pacific Northwest
9805 32nd Ave. S
Lakewood, WA
98499

Northern & Central California
1905 N. MacArthur Dr. Suite #300
Tracy, CA
95376

Southern California
3351 Grapevine St. Suite #A
Mira Loma, CA
91752

For more information, visit us at www.4willis.com or e-mail us at info@4willis.com.

1-800-4KOHLER (1-800-456-4537) Kohler Co. reserves the right to make revisions without notice to product specifications.

For the most current Specification Sheet, go to www.kohler.com. CA-Willis

KOHLER®

Prolific®

Under-Mount Kitchen Sink K-23651



Features:

- Large single bowl.
- 10-inch depth provides generous workspace.
- No faucet holes.
- Includes bamboo cutting board, two multipurpose grated racks, colander, and wash bin.
- Three graduated ledges in basin allow you to place accessories at your preferred height.
- Accessories stack and slide on ledges for a custom arrangement.
- Medium size cutting board (10"x16") included with sink - covers 1/3 of sink.
- Also available: Large size cutting board 21"x16" – covers 2/3 sink. (Sold separately # K-23680-NA)
- Beveled cone-shape basin slopes into drain, easily disposing debris.
- Includes installation hardware.

Material:

- Premium 18-gauge stainless steel.

Installation:

- Undermount.
- Minimum base cabinet width: 30"-33"
(30" may require cabinet modifications).

Recommended Products/Accessories

- K-23729 Stainless steel cleaner

Included Components

- A. K-5544 Colander and Washbin
- B. K-5542 Multipurpose Grated Rack (2)
- C. K-5541 Bamboo Cutting Board



Codes/Standards:

ASME A112.19.3/CSA B45.4

Lifetime Limited Warranty for

KOHLER® Stainless Steel Sinks

See website for detailed warranty information.



Pacific Northwest
9805 32nd Ave. S
Lakewood, WA
98499

Northern & Central California
1905 N. MacArthur Dr. Suite #300
Tracy, CA
95376

Southern California
3351 Grapevine St. Suite #A
Mira Loma, CA
91752

For more information, visit us at www.4willis.com or e-mail us at info@4willis.com.

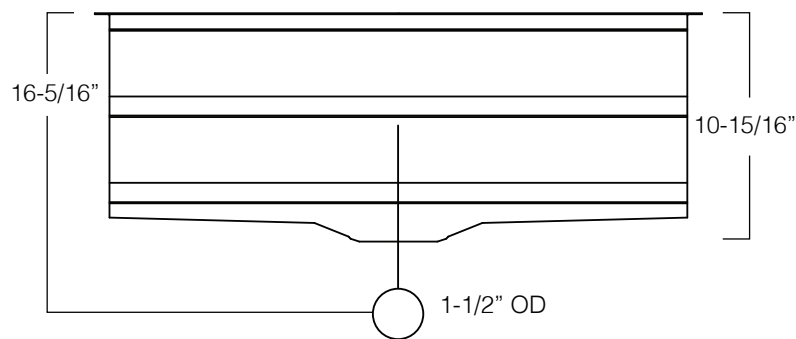
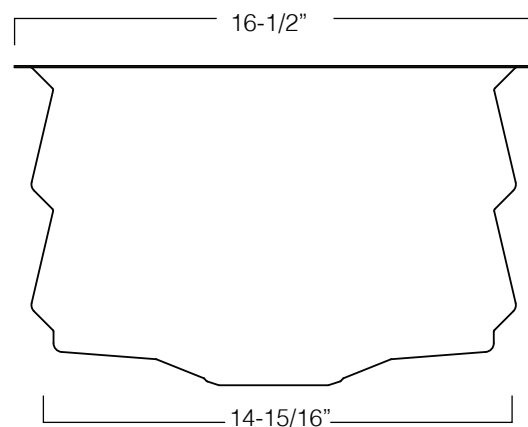
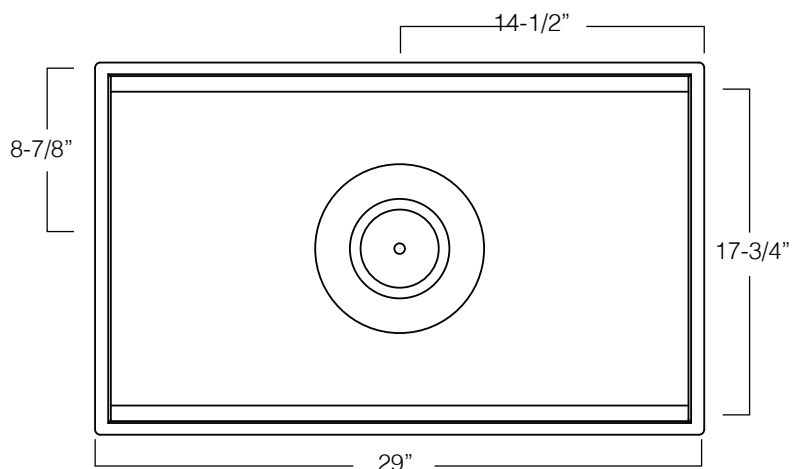
1-800-4KOHLER (1-800-456-4537) Kohler Co. reserves the right to make revisions without notice to product specifications.

For the most current Specification Sheet, go to www.kohler.com. CA-Willis

KOHLER®

Prolific®

Under-Mount Kitchen Sink
K-23651



Technical Information:

Bowl Configuration: Single
Installation: Under-mount
Min. base cabinet width: 33"
Bowl area (Only): Length: 27-1/2"
Width: 14-15/16"
Bowl depth: 10"
Water depth: 10"
Drain Hole: 3-3/4"
Template: 1311446-7, required, included

Notes:

Install this product according to the installation instructions.

Countertop manufacturer or cutter must use the cut-out template provided with the product, or a current one provided by Kohler Co. (call 1-800-43-FOCUS). Kohler Co. is not responsible for cut-out errors when the incorrect cut-out template is used.



Pacific Northwest
9805 32nd Ave. S
Lakewood, WA
98499

Northern & Central California
1905 N. MacArthur Dr. Suite #300
Tracy, CA
95376

Southern California
3351 Grapevine St. Suite #A
Mira Loma, CA
91752

For more information, visit us at www.4willis.com or e-mail us at info@4willis.com.

1-800-4KOHLER (1-800-456-4537) Kohler Co. reserves the right to make revisions without notice to product specifications.
For the most current Specification Sheet, go to www.kohler.com. CA-Willis

KOHLER®

Prolific® Under-Mount Kitchen Sink K-23650



Features:

- Large single bowl.
- 10-inch depth provides generous workspace.
- No faucet holes.
- Includes bamboo cutting board, two multipurpose grated racks, colander and washbin.
- Three graduated ledges in basin allow you to place accessories at your preferred height.
- Accessories stack and slide on ledges for a custom arrangement.
- Beveled cone-shape basin slopes into drain, easily disposing debris.
- Large size cutting board (21"x16") included with sink - covers entire sink.
- Also available: Medium size cutting board 10"x16" - covers half the sink. (Sold separately # K-5541-NA)
- SilentShield® sound-absorption technology offers quieter performance.
- Includes installation hardware.
- Works with all standard countertop thicknesses. Pairs best with 3cm countertop thickness if a flush surface between counter and cutting board is desired.

Material:

- Premium 18-gauge stainless steel.

Installation:

- Undermount.
- Minimum base cabinet width: 24"-27"
(24" may require cabinet modifications).

Recommended Products/Accessories

- K-23729 Stainless steel cleaner

Included Components

- A. K-5544 Colander and Washbin
- B. K-5542 Multipurpose Grated Rack (2)
- C. K-23680 Large Bamboo Cutting Board



Codes/Standards:

ASME A112.19.3/CSA B45.4

Lifetime Limited Warranty for

KOHLER® Stainless Steel Sinks

See website for detailed warranty information.



Pacific Northwest
9805 32nd Ave. S
Lakewood, WA
98499

Northern & Central California
1905 N. MacArthur Dr. Suite #300
Tracy, CA
95376

Southern California
3351 Grapevine St. Suite #A
Mira Loma, CA
91752

For more information, visit us at www.4willis.com or e-mail us at info@4willis.com.

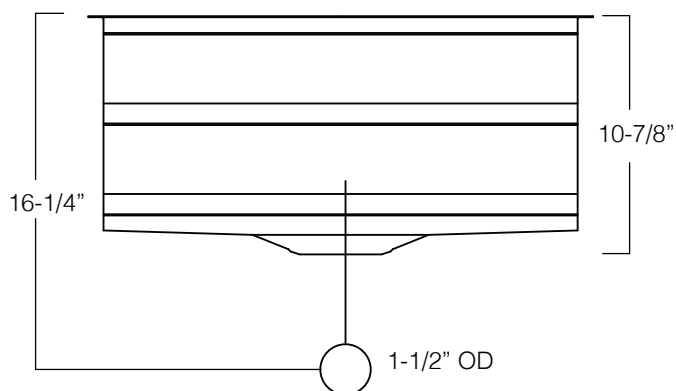
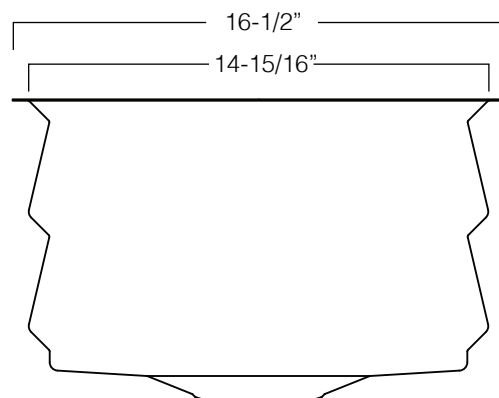
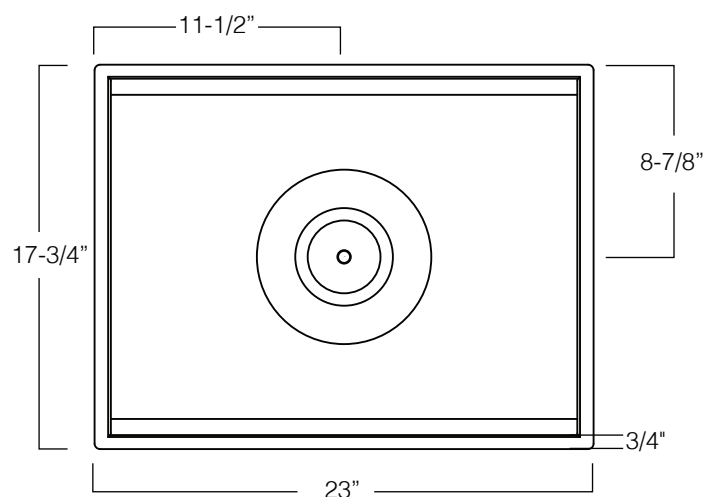
1-800-4KOHLER (1-800-456-4537) Kohler Co. reserves the right to make revisions without notice to product specifications.
For the most current Specification Sheet, go to www.kohler.com. CA-Willis

KOHLER®

Prolific®

Under-Mount Kitchen Sink

K-23650



Technical Information:

Installation: Under-mount

Min. base cabinet width: 24"

Bowl area (Only): Length: 21-1/2"

Width: 14-15/16"

Bowl depth: 9-15/16"

Water depth: 9-15/16"

Drain Hole: 3-3/4"

Template: 1311445-7, required, included

Notes:

Install this product according to the installation instructions.

Countertop manufacturer or cutter must use the cut-out template provided with the product, or a current one provided by Kohler Co. (call 1-800-43-FOCUS). Kohler Co. is not responsible for cut-out errors when the incorrect cut-out template is used.



Pacific Northwest
9805 32nd Ave. S
Lakewood, WA
98499

Northern & Central California
1905 N. MacArthur Dr. Suite #300
Tracy, CA
95376

Southern California
3351 Grapevine St. Suite #A
Mira Loma, CA
91752

For more information, visit us at www.4willis.com or e-mail us at info@4willis.com.

1-800-4KOHLER (1-800-456-4537) Kohler Co. reserves the right to make revisions without notice to product specifications.

For the most current Specification Sheet, go to www.kohler.com. CA-Willis

KOHLER®

Strive®

Under-Mount Kitchen Sink K-5285



Features:

- Large, Single bowl
- Rounded 10mm corners are easy to clean.
- 9" depth provides generous workspace..
- Rear drain increases workspace in the sink and allows for more storage space underneath the sink.
- SilentShield® sound-absorption technology offers quieter performance.
- Includes a sink bridge utility shelf with dishcloth bar and a bottom sink rack.

Material:

- Handcrafted from premium 16-gauge stainless steel.
- Stainless steel finish.

Installation:

- Undermount.
- Includes installation hardware.
- No faucet holes; requires wall-or counter-mount faucet.

Recommended Products/Accessories

- K-23729 Stainless steel cleaner

Included Components

- K-6429 Utility Rack
- K-5480 Sink Rack



Codes/Standards:

ASME A112.19.3/CSA B45.4

Lifetime Limited Warranty for Kohler® Stainless Steel Sinks

See website for detailed warranty information.



Pacific Northwest
9805 32nd Ave. S
Lakewood, WA
98499

Northern & Central California
1905 N. MacArthur Dr. Suite #300
Tracy, CA
95376

Southern California
3351 Grapevine St. Suite #A
Mira Loma, CA
91752

For more information, visit us at www.4willis.com or e-mail us at info@4willis.com.

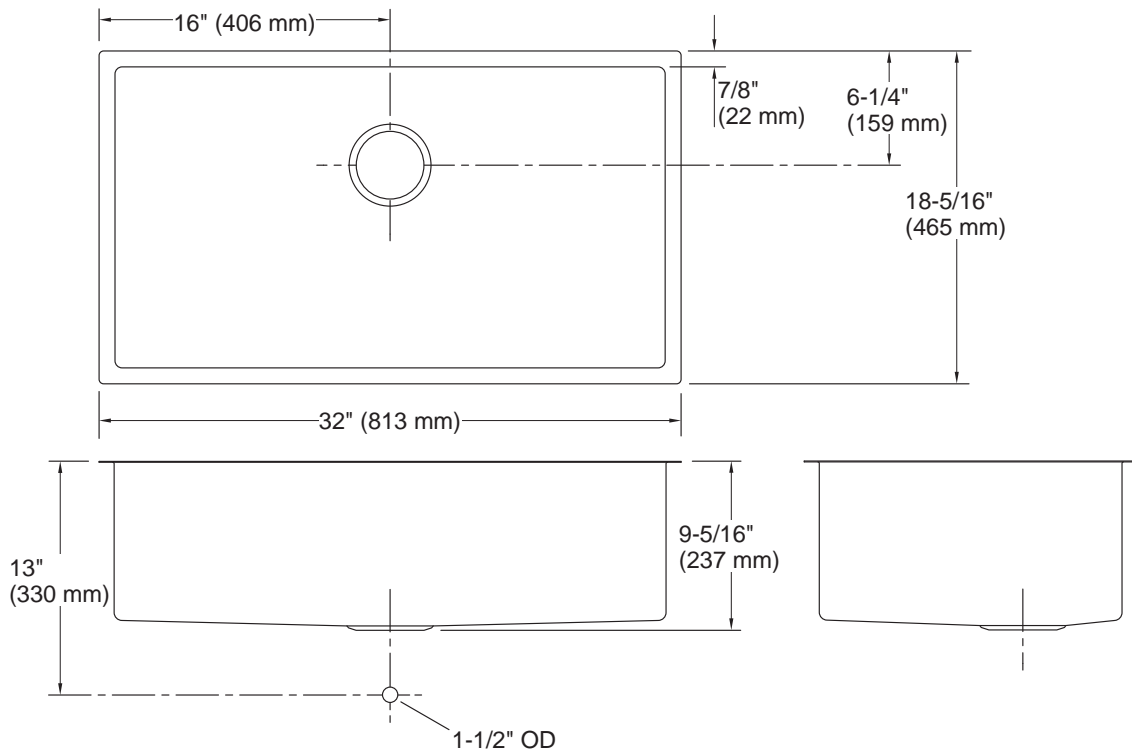
1-800-4KOHLER (1-800-456-4537) Kohler Co. reserves the right to make revisions without notice to product specifications.

For the most current Specification Sheet, go to www.kohler.com. CA-Willis

KOHLER®

Strive®

Under-Mount Kitchen Sink
K-5285



Technical Information:

Bowl Configuration: Single
Installation: Under-mount
Min. base cabinet: 36"
Template: 1207216-7,
required, included

Bowl area:
Length: 30-1/4"
Width: 16-9/16"
Bowl depth: 9"
Water depth: 9"

Notes:

Install this product according to the installation instructions. Countertop manufacturer or cutter must use the cut-out template provided with the product, or a current one provided by Kohler Co. (Call 1-800-43-FOCUS).

Kohler Co. is not responsible for cut-out errors when the incorrect cut-out template is used



Pacific Northwest
9805 32nd Ave. S
Lakewood, WA
98499

Northern & Central California
1905 N. MacArthur Dr. Suite #300
Tracy, CA
95376

Southern California
3351 Grapevine St. Suite #A
Mira Loma, CA
91752


For more information, visit us at www.4willis.com or e-mail us at info@4willis.com.

1-800-4KOHLER (1-800-456-4537) Kohler Co. reserves the right to make revisions without notice to product specifications.
For the most current Specification Sheet, go to www.kohler.com. CA-Willis

KOHLER®

Strive®

Under-Mount Kitchen Sink K-5284



Features:

- Large/medium bowls.
- Rounded 10mm corners are easy to clean.
- 9" depth provides generous workspace.
- Smart Divide® features a lower bowl divider that increases workspace and versatility.
- Rear drain increases workspace in the sink and allows for more storage space underneath the sink.
- SilentShield® sound-absorption technology offers quieter performance.
- Includes a sink bridge utility shelf with dishcloth bar and a bottom sink rack.

Material:

- Handcrafted from premium 16-gauge stainless steel.
- Stainless steel finish.

Installation:

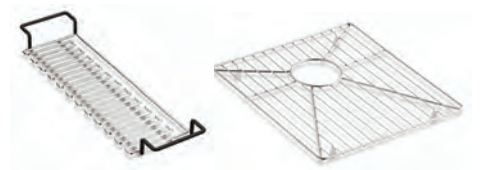
- Undermount.
- Includes installation hardware.
- No faucet holes; requires wall-or counter-mount faucet.

Recommended Products/Accessories

- K-6647 Right-Bowl Sink Rack
- K-23729 Stainless steel cleaner

Included Components

- K-6429 Utility Rack
- K-6646 Left-Bowl Sink Rack



Codes/Standards:

ASME A112.19.3/CSA B45.4

Lifetime Limited Warranty for Kohler® Stainless Steel Sinks

See website for detailed warranty information.



Pacific Northwest
9805 32nd Ave. S
Lakewood, WA
98499

Northern & Central California
1905 N. MacArthur Dr. Suite #300
Tracy, CA
95376

Southern California
3351 Grapevine St. Suite #A
Mira Loma, CA
91752

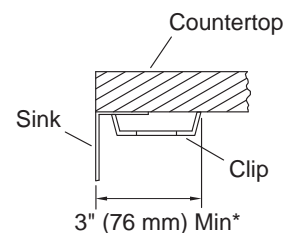
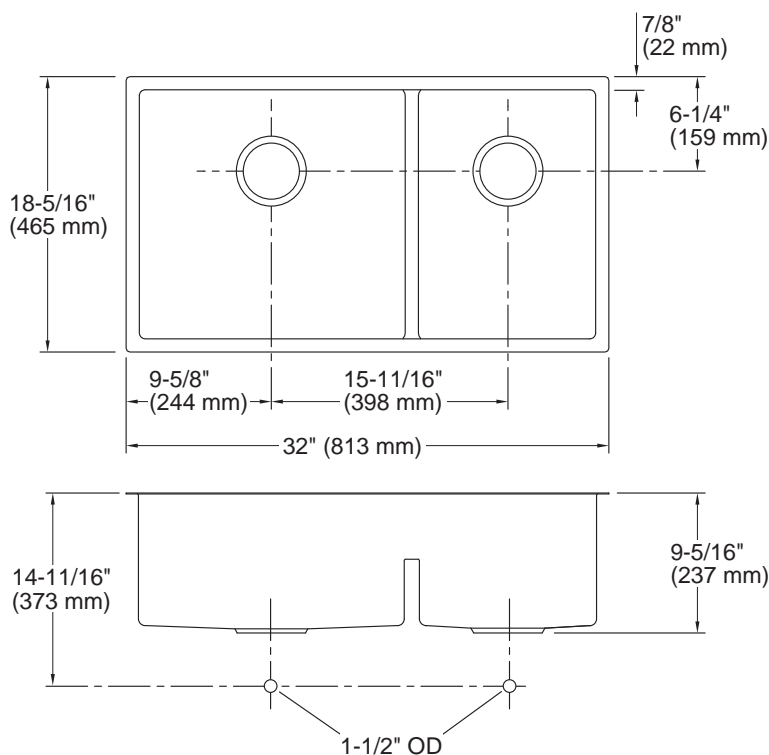

For more information, visit us at www.4willis.com or e-mail us at info@4willis.com.

1-800-4KOHLER (1-800-456-4537) Kohler Co. reserves the right to make revisions without notice to product specifications.
For the most current Specification Sheet, go to www.kohler.com. CA-Willis

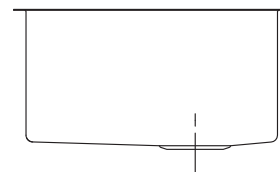
KOHLER®

Strive®

Under-Mount Kitchen Sink K-5284



* Allow clearance around sink rim for clip attachment.



Technical Information:

Bowl Configuration: Off-set

Installation: Under-mount

Min. base cabinet: 36"

Template: 1207216-7,
required, included

Left Bowl area:

Length: 17-1/2"

Width: 16-9/16"

Bowl depth: 9"

Water depth: 4-11/16"

Right Bowl area:

Length: 11-5/8"

Width: 16-9/16"

Bowl depth: 9"

Water depth: 4-11/16"

Notes:

Install this product according to the installation instructions. Countertop manufacturer or cutter must use the cut-out template provided with the product, or a current one provided by Kohler Co. (Call 1-800-43-FOCUS).

Kohler Co. is not responsible for cut-out errors when the incorrect cut-out template is used



Pacific Northwest
9805 32nd Ave. S
Lakewood, WA
98499

Northern & Central California
1905 N. MacArthur Dr. Suite #300
Tracy, CA
95376

Southern California
3351 Grapevine St. Suite #A
Mira Loma, CA
91752

For more information, visit us at www.4willis.com or e-mail us at info@4willis.com.

1-800-4KOHLER (1-800-456-4537) Kohler Co. reserves the right to make revisions without notice to product specifications.

For the most current Specification Sheet, go to www.kohler.com. CA-Willis

KOHLER®

Strive®

Under-Mount Kitchen Sink K-5409



Features:

- Single bowl
- Rounded 10mm corners are easy to clean.
- 9" depth provides generous workspace.
- Rear drain increases workspace in the sink and allows for more storage space underneath the sink.
- SilentShield® sound-absorption technology offers quieter performance.
- Includes a sink bridge utility shelf with dishcloth bar and a bottom sink rack.

Material:

- Handcrafted from premium 16-gauge stainless steel.
- Stainless steel finish.

Installation:

- Undermount.
- Includes installation hardware.
- No faucet holes; requires wall-or counter-mount faucet.

Recommended Products/Accessories

- K-23729 Stainless steel cleaner

Included Components

- K-6429 Utility Rack
- K-5408 Sink Rack



Codes/Standards:

ASME A112.19.3/CSA B45.4

Lifetime Limited Warranty for Kohler® Stainless Steel Sinks

See website for detailed warranty information.



Pacific Northwest
9805 32nd Ave. S
Lakewood, WA
98499

Northern & Central California
1905 N. MacArthur Dr. Suite #300
Tracy, CA
95376

Southern California
3351 Grapevine St. Suite #A
Mira Loma, CA
91752

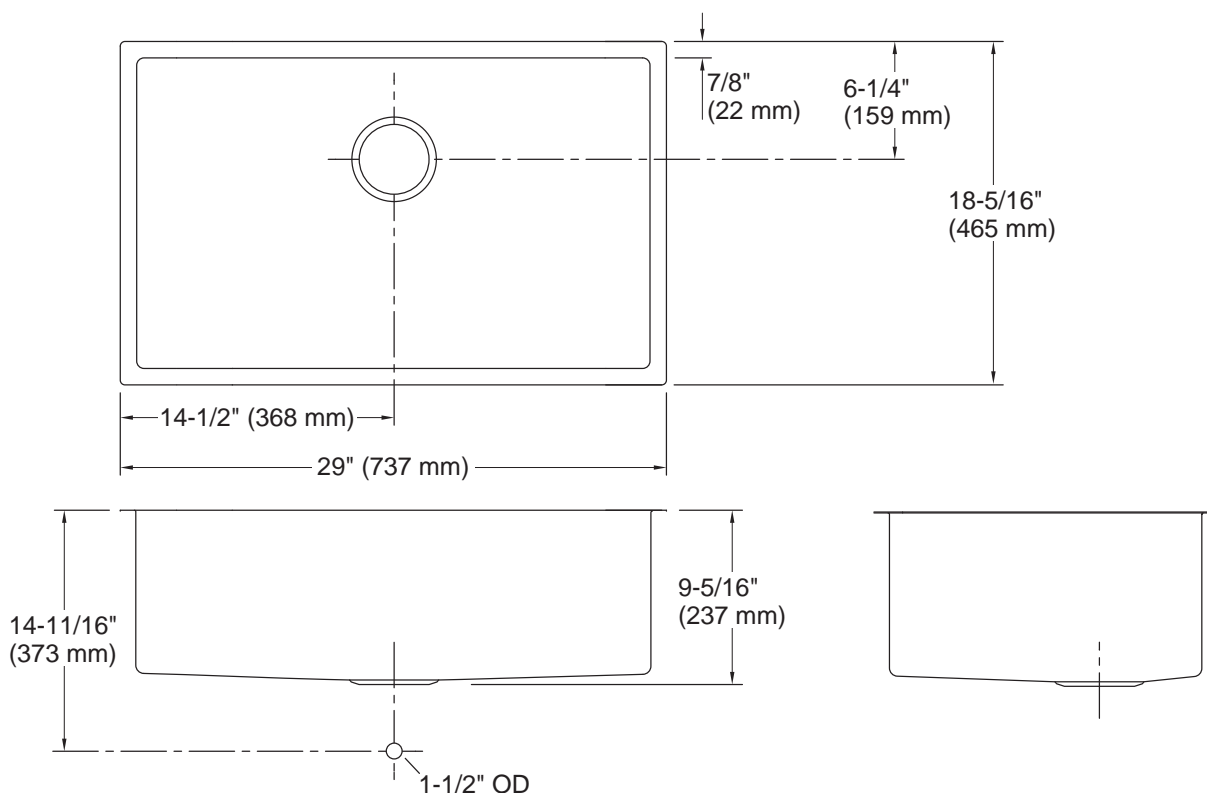
For more information, visit us at www.4willis.com or e-mail us at info@4willis.com.

1-800-4KOHLER (1-800-456-4537) Kohler Co. reserves the right to make revisions without notice to product specifications.
For the most current Specification Sheet, go to www.kohler.com. CA-Willis

KOHLER®

Strive®

Under-Mount Kitchen Sink
K-5409



Technical Information:

Bowl Configuration: Single
Installation: Under-mount
Min. base cabinet: 33"
Template: 1220866-7,
required, included

Bowl area:
Length: 27-1/4"
Width: 16-9/16"
Bowl depth: 9"
Water depth: 9"

Notes:

Install this product according to the installation instructions. Countertop manufacturer or cutter must use the cut-out template provided with the product, or a current one provided by Kohler Co. (Call 1-800-43-FOCUS).

Kohler Co. is not responsible for cut-out errors when the incorrect cut-out template is used



Pacific Northwest
9805 32nd Ave. S
Lakewood, WA
98499

Northern & Central California
1905 N. MacArthur Dr. Suite #300
Tracy, CA
95376

Southern California
3351 Grapevine St. Suite #A
Mira Loma, CA
91752

For more information, visit us at www.4willis.com or e-mail us at info@4willis.com.

1-800-4KOHLER (1-800-456-4537) Kohler Co. reserves the right to make revisions without notice to product specifications.
For the most current Specification Sheet, go to www.kohler.com. CA-Willis

KOHLER®

Caxton®

Under-Mount Bathroom Sink

K-2210

ADA

CSA B651



Features:

- Oval basin with unglazed underside.
- Overflow drain.
- Fits standard 14- x 17-inch countertop cutout.

Material:

- Vitreous china.

Installation:

- Undermount.

Recommended Products/Accessories

- K-23725 Cast iron cleaner

KOHLER® One-Year Limited Warranty

See website for detailed warranty information.

Available Finishes:

0 - White



Codes / Standards:

ASME A112.19.2/CSA B45.1

ADA

ICC/ANSI A117.1

CSA B651



Pacific Northwest
9805 32nd Ave. S
Lakewood, WA
98499

Northern & Central California
1905 N. MacArthur Dr. Suite #300
Tracy, CA
95376

Southern California
3351 Grapevine St. Suite #A
Mira Loma, CA
91752

For more information, visit us at www.4willis.com or e-mail us at info@4willis.com.

1-800-4KOHLER (1-800-456-4537) Kohler Co. reserves the right to make revisions without notice to product specifications.

For the most current Specification Sheet, go to www.kohler.com.

KOHLER®

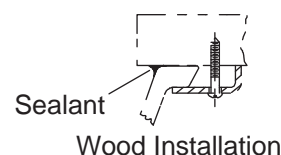
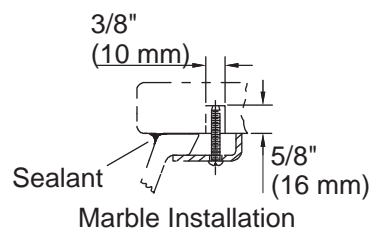
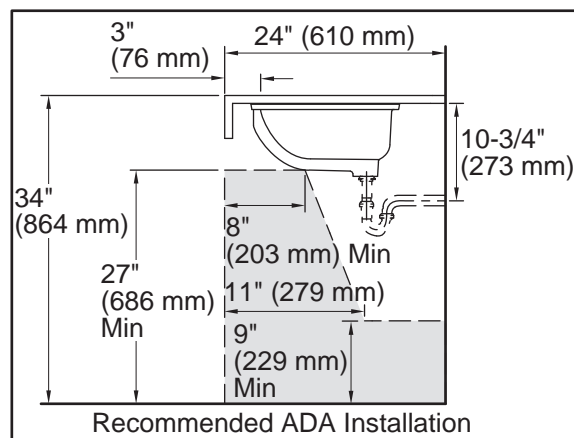
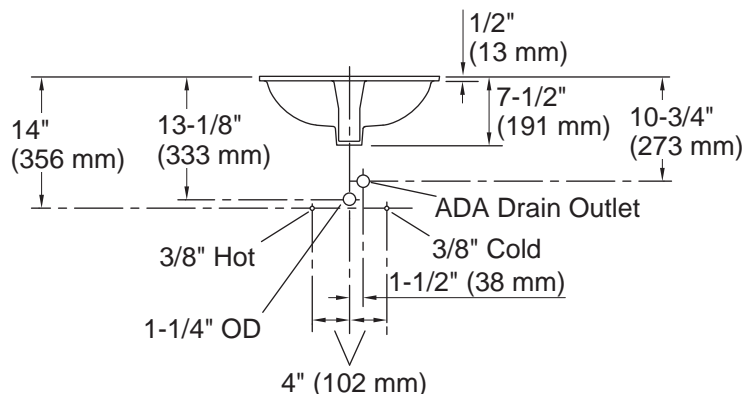
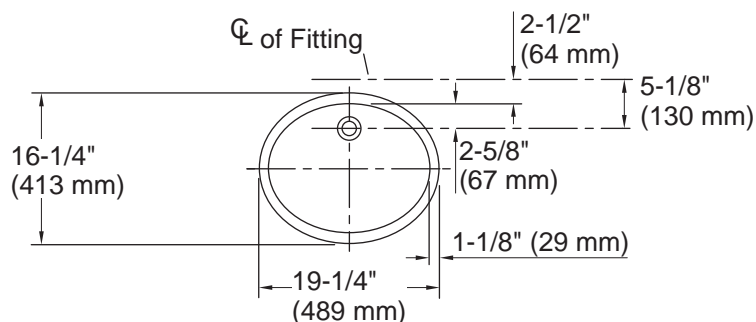
Caxton®

Under-Mount Bathroom Sink

K-2210

ADA

CSA B651



Technical Information:

Bowl Configuration: Single

Installation: Under-mount

Drain hole: 1-3/4"

Template: 1151011-7, required, included

Bowl area (Only):

Length: 17"

Width: 14"

Overflow: Yes

Water depth: 4"

Notes:

Install this product according to the installation instructions. Countertop manufacturer or cutter must use the current product template available at www.kohler.com, or by calling 1-800-4KOHLER. Kohler Co. is not responsible for cutout errors when the incorrect cutout template is used. ADA, CSA B651 compliant when installed to the specific requirements of these regulations.



Pacific Northwest
9805 32nd Ave. S
Lakewood, WA
98499

Northern & Central California
1905 N. MacArthur Dr. Suite #300
Tracy, CA
95376

Southern California
3351 Grapevine St. Suite #A
Mira Loma, CA
91752

For more information, visit us at www.4willis.com or e-mail us at info@4willis.com.

1-800-4KOHLER (1-800-456-4537) Kohler Co. reserves the right to make revisions without notice to product specifications.

For the most current Specification Sheet, go to www.kohler.com.



Caxton®

Under-Mount Bathroom Sink
K-20000

ADA

CSA B651



Features:

- Rectangular basin with unglazed underside.
- Overflow drain.

Material:

- Vitreous china.

Installation:

- Undermount.

Recommended Products/Accessories

- K-23725 Cast iron cleaner
- K-23726 Drain treatment

Included Components

Product consists of:

1193643 Basin clamps

Available Finishes:

0 - White



Codes / Standards:

ASME A112.19.2/CSA B45.1

ADA

ICC/ANSI A117.1

CSA B651

KOHLER® One-Year Limited Warranty

See website for detailed warranty information.



Pacific Northwest
9805 32nd Ave. S
Lakewood, WA
98499

Northern & Central California
1905 N. MacArthur Dr. Suite #300
Tracy, CA
95376

Southern California
3351 Grapevine St. Suite #A
Mira Loma, CA
91752

For more information, visit us at www.4willis.com or e-mail us at info@4willis.com.

1-800-4KOHLER (1-800-456-4537) Kohler Co. reserves the right to make revisions without notice to product specifications.

For the most current Specification Sheet, go to www.kohler.com.

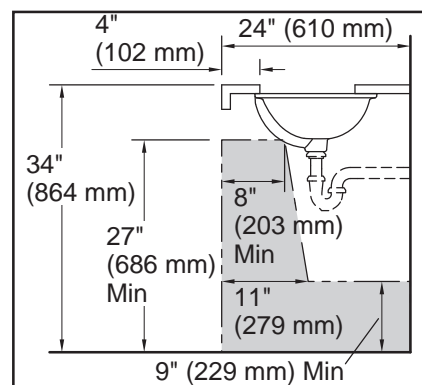
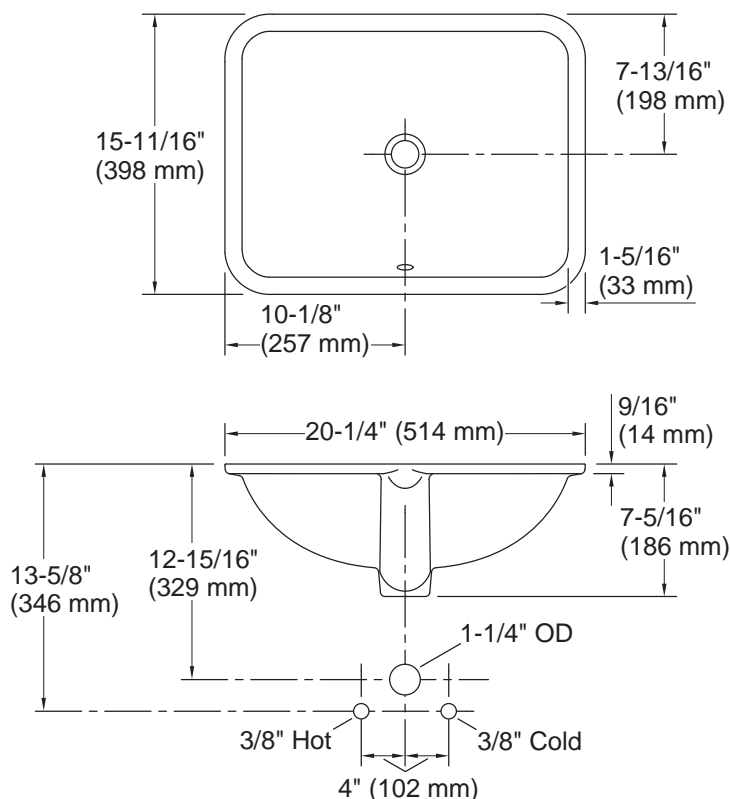
KOHLER®

Caxton®


Under-Mount Bathroom Sink
K-20000

ADA

CSA B651



Recommended ADA Installation



Technical Information:

Bowl Configuration: Single

Installation: Under-mount

Drain hole: 1-3/4"

Template: 1281904-7, required, not included

Bowl area (Only):

Length: 17-5/8"

Width: 13-1/8"

Overflow: Yes

Water depth: 3-5/8"

Notes:

Install this product according to the installation instructions. Countertop manufacturer or cutter must use the current product template available at www.kohler.com, or by calling 1-800-4KOHLER. Kohler Co. is not responsible for cutout errors when the incorrect cutout template is used. ADA, CSA B651 compliant when installed to the specific requirements of these regulations.



Pacific Northwest
9805 32nd Ave. S
Lakewood, WA
98499

Northern & Central California
1905 N. MacArthur Dr. Suite #300
Tracy, CA
95376

Southern California
3351 Grapevine St. Suite #A
Mira Loma, CA
91752

For more information, visit us at www.4willis.com or e-mail us at info@4willis.com.

1-800-4KOHLER (1-800-456-4537) Kohler Co. reserves the right to make revisions without notice to product specifications.

For the most current Specification Sheet, go to www.kohler.com.



McAllister®

Under-Mount Kitchen Sink 97447



Features:

- Single bowl
- Spacious 7-3/4" deep basin.
- SilentShield® sound-absorption technology offers quieter performance.
- Wide under-mount lip.

Material:

- Premium 18-gauge stainless steel.

Installation:

- Undermount.
- Installation hardware included for each type of installation.

Codes/Standards:

ASME A112.19.3/CSA B45.4

All applicable US Federal and State material regulations

STERLING® Warranty - Stainless Steel Sinks

See website for detailed warranty information.



Pacific Northwest
9805 32nd Ave. S
Lakewood, WA
98499

Northern & Central California
1905 N. MacArthur Dr. Suite #300
Tracy, CA
95376

Southern California
3351 Grapevine St. Suite #A
Mira Loma, CA
91752

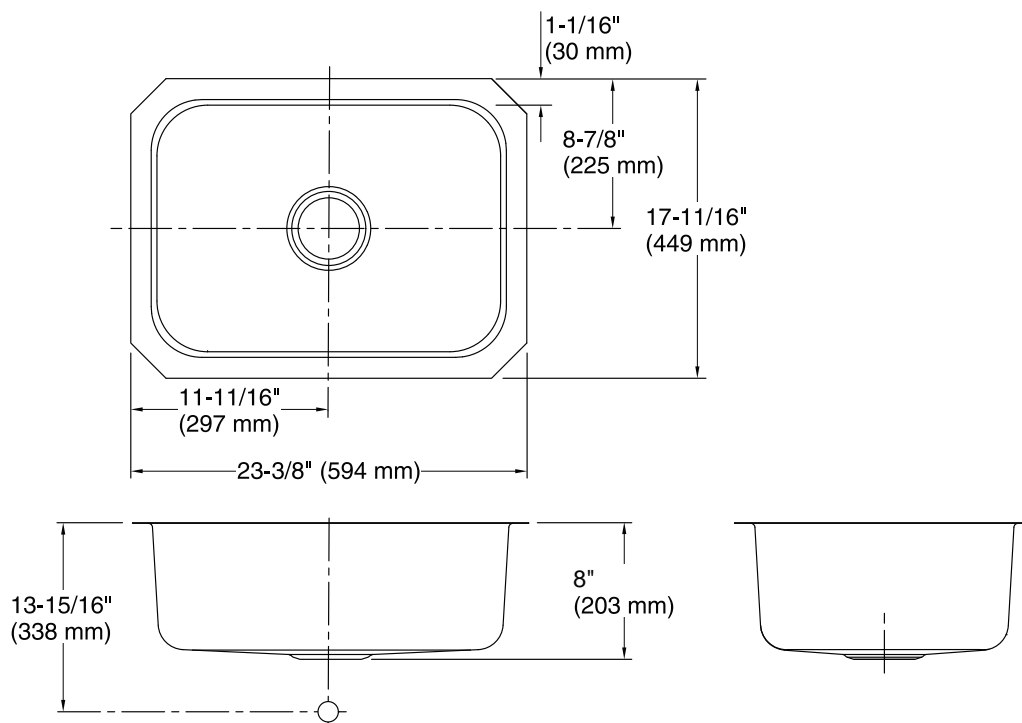
For more information, visit us at www.4willis.com or e-mail us at info@4willis.com.

1-800-4KOHLER (1-800-456-4537) Kohler Co. reserves the right to make revisions without notice to product specifications.
For the most current Specification Sheet, go to www.kohler.com. CA-Willis



McAllister®

Under-Mount Kitchen Sink
97447



Technical Information:

Bowl Configuration: Single
Installation: Under-mount
Template: 1315840-7,
required, included

Bowl area:
Length: 21"
Width: $15\frac{1}{4}"$
Bowl depth: $7\frac{3}{4}"$
Water depth: $7\frac{3}{4}"$

Notes:

Install this product according to the installation instructions. Countertop manufacturer or cutter must use the cut-out template provided with the product.



Pacific Northwest
9805 32nd Ave. S
Lakewood, WA
98499

Northern & Central California
1905 N. MacArthur Dr. Suite #300
Tracy, CA
95376

Southern California
3351 Grapevine St. Suite #A
Mira Loma, CA
91752

For more information, visit us at www.4willis.com or e-mail us at info@4willis.com.

1-800-4KOHLER (1-800-456-4537) Kohler Co. reserves the right to make revisions without notice to product specifications. For the most current Specification Sheet, go to www.kohler.com. CA-Willis



McAllister®

Under-Mount Kitchen Sink 11600



Features:

- Rectangular, single bowl
- SilentShield® sound-absorption technology offers quieter performance.
- Wide under-mount lip.
- Includes reveal and no-reveal option.

Material:

- Premium 18-gauge stainless steel.

Installation:

- Undermount.
- Installation hardware included for each type of installation.

Codes/Standards:

ASME A112.19.3/CSA B45.4
All applicable US Federal and State
material regulations

STERLING® Warranty - Stainless Steel Sinks

See website for detailed warranty
information.



Pacific Northwest
9805 32nd Ave. S
Lakewood, WA
98499

Northern & Central California
1905 N. MacArthur Dr. Suite #300
Tracy, CA
95376

Southern California
3351 Grapevine St. Suite #A
Mira Loma, CA
91752

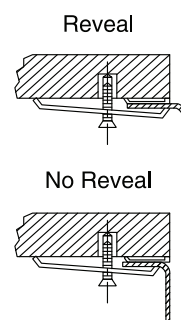
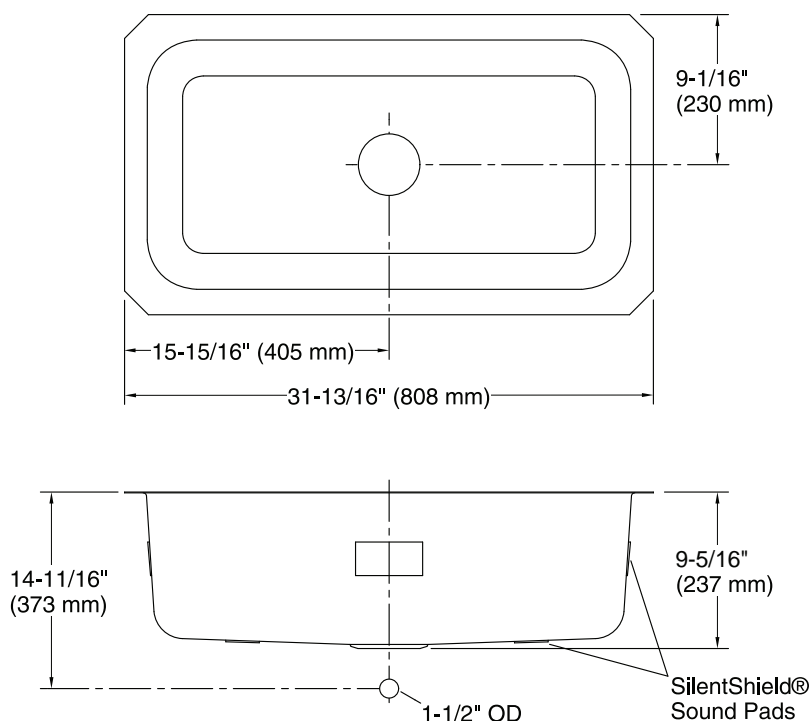
For more information, visit us at www.4willis.com or e-mail us at info@4willis.com.

1-800-4KOHLER (1-800-456-4537) Kohler Co. reserves the right to make revisions without notice to product specifications.
For the most current Specification Sheet, go to www.kohler.com.

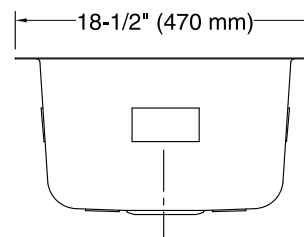


McAllister®

Under-Mount Kitchen Sink
11600



Mounting bracket assembly provides a secure installation.



Technical Information:

Bowl Configuration: Single
Installation: Under-mount
Template: 1315844-7,
required, included

Left & Right Bowl area:
Length: $29\text{-}1/2"$
Width: $15\text{-}3/4"$
Bowl depth: 9"
Water depth: 9"

Notes:

Install this product according to the installation instructions. Countertop manufacturer or cutter must use the cut-out template provided with the product.



Pacific Northwest
9805 32nd Ave. S
Lakewood, WA
98499

Northern & Central California
1905 N. MacArthur Dr. Suite #300
Tracy, CA
95376

Southern California
3351 Grapevine St. Suite #A
Mira Loma, CA
91752

For more information, visit us at www.4willis.com or e-mail us at info@4willis.com.

1-800-4KOHLER (1-800-456-4537) Kohler Co. reserves the right to make revisions without notice to product specifications.
For the most current Specification Sheet, go to www.kohler.com.



McAllister®

Under-Mount Kitchen Sink 11444



Features:

- 8-9/16"-deep double bowls
- 3-5/8" rear drain opening.
- SilentShield® sound-absorption technology offers quieter performance.

Material:

- Premium 18-gauge stainless steel.

Installation:

- Undermount.
- No faucet holes; requires wall-or counter-mount faucet.

Recommended Products/Accessories

- 20286 Silicone sink mat (Qty 2)
- K-23729 Stainless steel cleaner

Codes/Standards:

ASME A112.19.3/CSA B45.4

STERLING® Warranty - Stainless Steel Sinks

See website for detailed
warranty information.



Pacific Northwest
9805 32nd Ave. S
Lakewood, WA
98499

Northern & Central California
1905 N. MacArthur Dr. Suite #300
Tracy, CA
95376

Southern California
3351 Grapevine St. Suite #A
Mira Loma, CA
91752

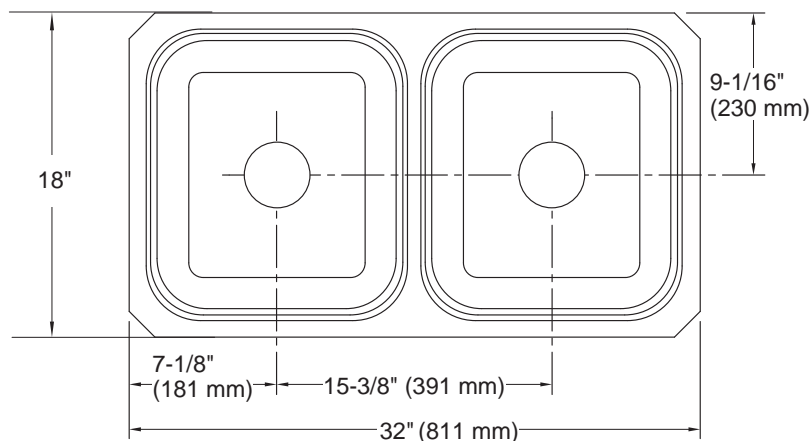
For more information, visit us at www.4willis.com or e-mail us at info@4willis.com.

1-800-4KOHLER (1-800-456-4537) Kohler Co. reserves the right to make revisions without notice to product specifications.
For the most current Specification Sheet, go to www.kohler.com.

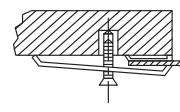


McAllister®

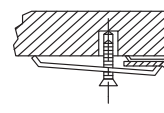
Under-Mount Kitchen Sink
11444



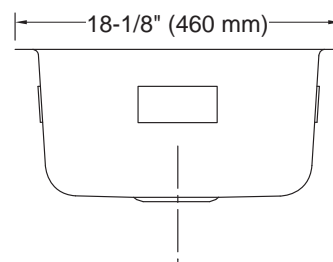
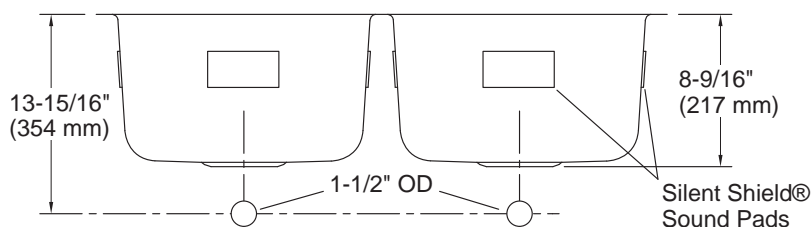
Mounting bracket assembly provides a secure installation.



Reveal



No Reveal



Technical Information:

Bowl Configuration: Equal-double
Installation: Under-mount
Min. base cabinet: 36"
Template: 1315846-7,
required, included

Left & Right Bowl area:
Length: 14-1/16"
Width: 15-3/4"
Bowl depth: 8-9/16"
Water depth: 8-1/16"

Notes:

Install this product according to the installation instructions. Countertop manufacturer or cutter must use the cut-out template provided with the product.



Pacific Northwest
9805 32nd Ave. S
Lakewood, WA
98499

Northern & Central California
1905 N. MacArthur Dr. Suite #300
Tracy, CA
95376

Southern California
3351 Grapevine St. Suite #A
Mira Loma, CA
91752

For more information, visit us at www.4willis.com or e-mail us at info@4willis.com.

1-800-4KOHLER (1-800-456-4537) Kohler Co. reserves the right to make revisions without notice to product specifications.
For the most current Specification Sheet, go to www.kohler.com.



McAllister®

Under-Mount Kitchen Sink 11409



Features:

- 8-5/16"-deep double bowls.
- 3-3/4" drain opening.
- SilentShield® sound-absorption technology offers quieter performance.
- *Available in reverse configuration: 11409-L*

Material:

- Premium 18-gauge stainless steel.

Installation:

- Undermount.
- No faucet holes; requires wall-or counter-mount faucet.

Recommended Products/Accessories

- K-23729 Stainless steel cleaner

Codes/Standards:

ASME A112.19.3/CSA B45.4

STERLING® Warranty - Stainless Steel Sinks

See website for detailed warranty information.



Pacific Northwest
9805 32nd Ave. S
Lakewood, WA
98499

Northern & Central California
1905 N. MacArthur Dr. Suite #300
Tracy, CA
95376

Southern California
3351 Grapevine St. Suite #A
Mira Loma, CA
91752

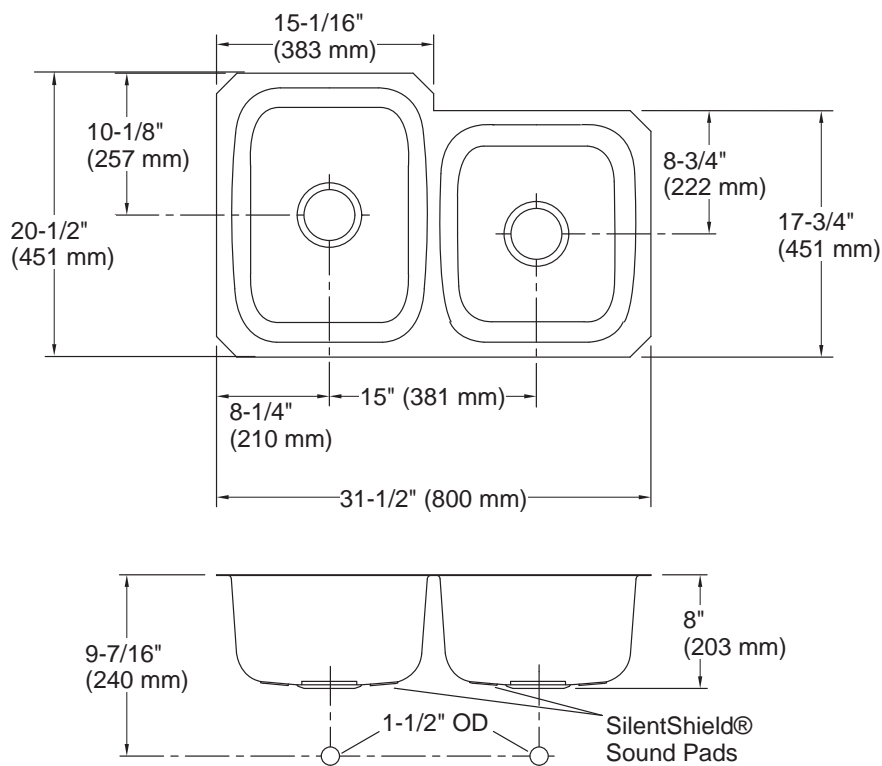
For more information, visit us at www.4willis.com or e-mail us at info@4willis.com.

1-800-4KOHLER (1-800-456-4537) Kohler Co. reserves the right to make revisions without notice to product specifications.
For the most current Specification Sheet, go to www.kohler.com. CA-Willis

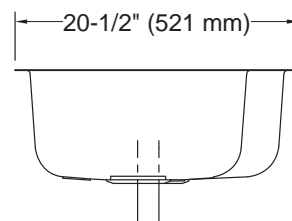
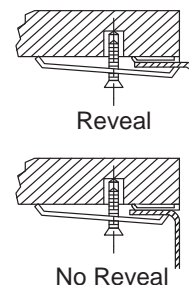


McAllister®

Under-Mount Kitchen Sink
11409



Mounting bracket assembly provides a secure installation.



Technical Information:

Bowl Configuration: Off-set
Installation: Under-mount
Template: 1315847-7,
required, included

Left Bowl area:
Length: 14-1/4"
Width: 18-1/2"
Bowl depth: 8"
Water depth: 8"

Right Bowl area:
Length: 14-1/4"
Width: 15-3/4"
Bowl depth: 8"
Water depth: 8"

Notes:

Install this product according to the installation instructions. Countertop manufacturer or cutter must use the cut-out template provided with the product.



Pacific Northwest
9805 32nd Ave. S
Lakewood, WA
98499

Northern & Central California
1905 N. MacArthur Dr. Suite #300
Tracy, CA
95376

Southern California
3351 Grapevine St. Suite #A
Mira Loma, CA
91752

For more information, visit us at www.4willis.com or e-mail us at info@4willis.com.

1-800-4KOHLER (1-800-456-4537) Kohler Co. reserves the right to make revisions without notice to product specifications.
For the most current Specification Sheet, go to www.kohler.com. CA-Willis



McAllister®

Under-Mount Kitchen Sink
11409-L-NA



Features:

- 8-5/16"-deep double bowls.
- 3-3/4" drain opening.
- SilentShield® sound-absorption technology offers quieter performance.
- *Available in reverse configuration: 11409-NA*

Material:

- Premium 18-gauge stainless steel.

Installation:

- Undermount.
- No faucet holes; requires wall-or counter-mount faucet.

Recommended Products/Accessories

- K-23729 Stainless steel cleaner

Codes/Standards:

ASME A112.19.3/CSA B45.4

STERLING® Warranty - Stainless Steel Sinks

See website for detailed warranty information.



Pacific Northwest
9805 32nd Ave. S
Lakewood, WA
98499

Northern & Central California
1905 N. MacArthur Dr. Suite #300
Tracy, CA
95376

Southern California
3351 Grapevine St. Suite #A
Mira Loma, CA
91752

For more information, visit us at www.4willis.com or e-mail us at info@4willis.com.

1-800-4KOHLER (1-800-456-4537) Kohler Co. reserves the right to make revisions without notice to product specifications.
For the most current Specification Sheet, go to www.kohler.com.

STERLING®

A KOHLER COMPANY

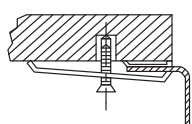
McAllister®

Under-Mount Kitchen Sink

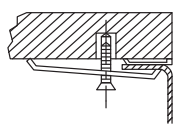
11409-L-NA



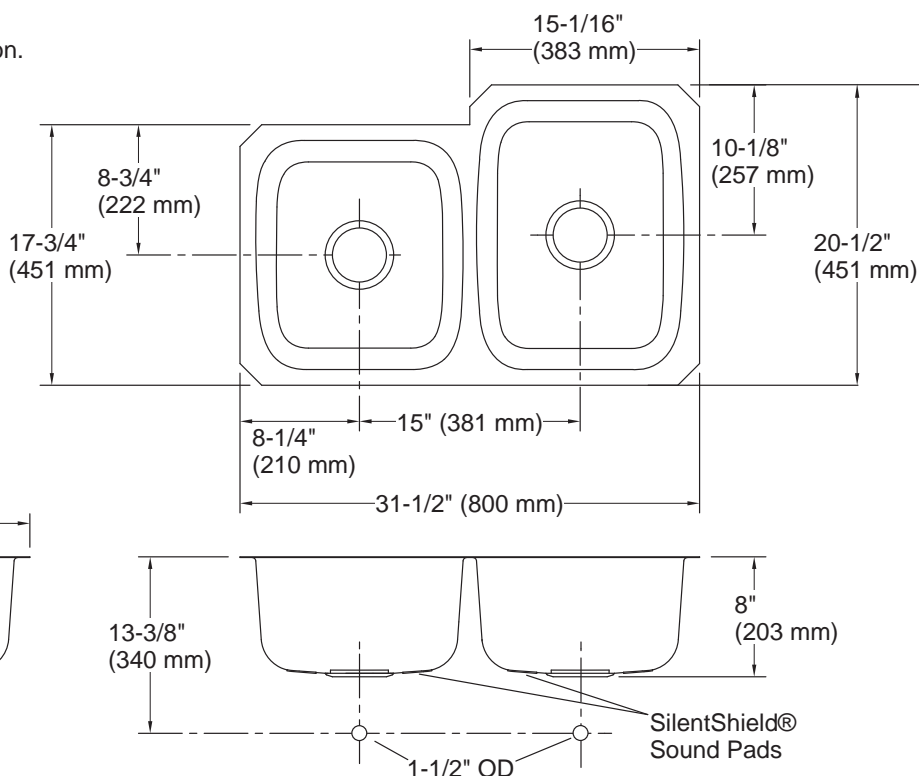
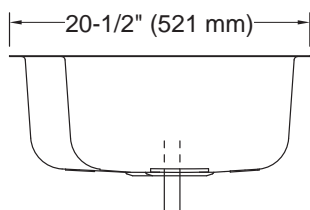
Mounting bracket assembly provides a secure installation.



Reveal



No Reveal



Technical Information:

Bowl Configuration: Off-set

Installation: Under-mount

Min. base cabinet: 36"

Template: 1315848-7,
required, included

Left Bowl area:

Length: 14-1/4"

Width: 15-3/4"

Bowl depth: 8"

Water depth: 8"

Right Bowl area:

Length: 14-1/4"

Width: 18-1/2"

Bowl depth: 8"

Water depth: 8"

Notes:

Install this product according to the installation instructions. Countertop manufacturer or cutter must use the cut-out template provided with the product.



Pacific Northwest
9805 32nd Ave. S
Lakewood, WA
98499

Northern & Central California
1905 N. MacArthur Dr. Suite #300
Tracy, CA
95376

Southern California
3351 Grapevine St. Suite #A
Mira Loma, CA
91752

For more information, visit us at www.4willis.com or e-mail us at info@4willis.com.

1-800-4KOHLER (1-800-456-4537) Kohler Co. reserves the right to make revisions without notice to product specifications.

For the most current Specification Sheet, go to www.kohler.com.



Ludington®

Under-Mount Kitchen Sink
20022-NA



Features:

- 9-9/16"-deep single bowl.
- 3-3/4" drain opening.
- SilentShield® sound-absorption technology offers quieter performance.

Material:

- Stainless steel with satin finish.
- Premium 18-gauge stainless steel.

Installation:

- Undermount.
- No faucet holes; requires wall-or counter-mount faucet.

Recommended Products/Accessories

- 20285 Silicone sink mat
- K-23729 Stainless steel cleaner

Codes/Standards:

ASME A112.19.3/CSA B45.4

STERLING® Warranty - Stainless Steel Sinks

See website for detailed warranty information.



Pacific Northwest
9805 32nd Ave. S
Lakewood, WA
98499

Northern & Central California
1905 N. MacArthur Dr. Suite #300
Tracy, CA
95376

Southern California
3351 Grapevine St. Suite #A
Mira Loma, CA
91752

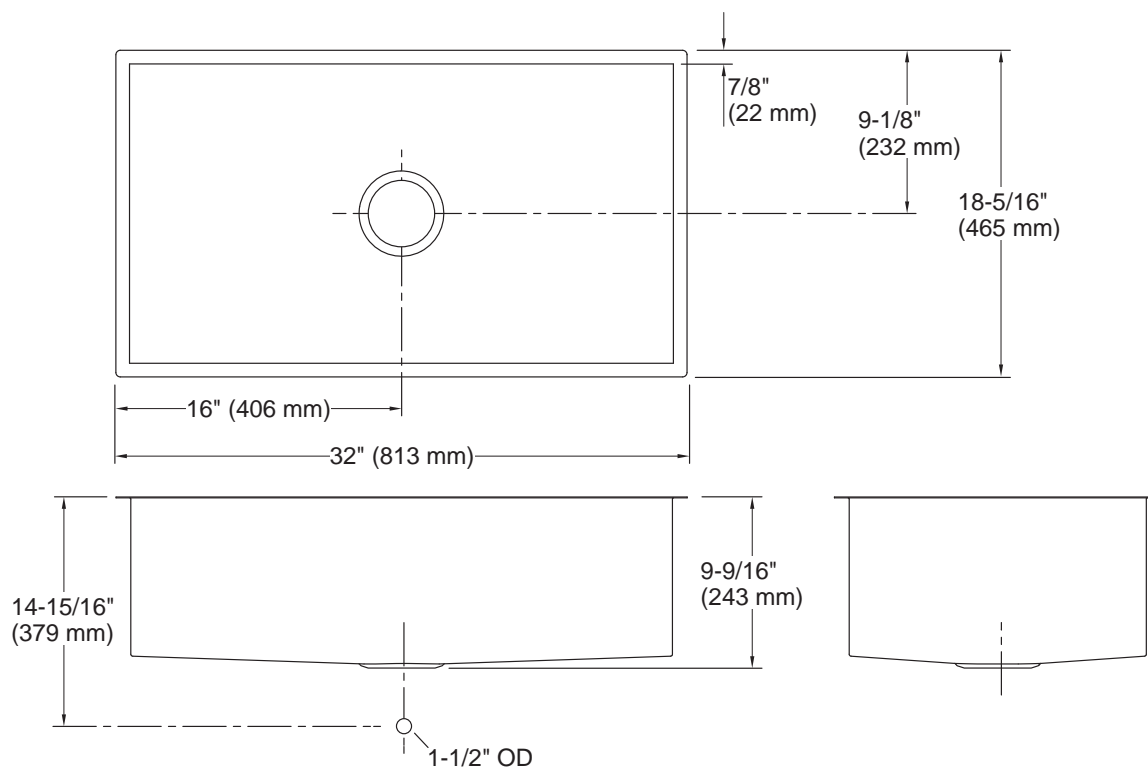
For more information, visit us at www.4willis.com or e-mail us at info@4willis.com.

1-800-4KOHLER (1-800-456-4537) Kohler Co. reserves the right to make revisions without notice to product specifications.
For the most current Specification Sheet, go to www.kohler.com.



Ludington®

Under-Mount Kitchen Sink
20022-NA



Technical Information:

Bowl Configuration: Single
Installation: Under-mount
Template: 1298947-7,
required, included

Bowl area :
Length: 30-1/4"
Width: 16-9/16"
Bowl depth: 9-5/16"
Water depth: 9-5/16"

Notes:

Install this product according to the installation instructions. Countertop manufacturer or cutter must use the cut-out template provided with the product, or a current one provided by Kohler Co. (Call 1-800-43-FOCUS). Kohler Co. is not responsible for cut-out errors when the incorrect cut-out template is used



Pacific Northwest
9805 32nd Ave. S
Lakewood, WA
98499

Northern & Central California
1905 N. MacArthur Dr. Suite #300
Tracy, CA
95376

Southern California
3351 Grapevine St. Suite #A
Mira Loma, CA
91752

For more information, visit us at www.4willis.com or e-mail us at info@4willis.com.

1-800-4KOHLER (1-800-456-4537) Kohler Co. reserves the right to make revisions without notice to product specifications. For the most current Specification Sheet, go to www.kohler.com.



A KOHLER COMPANY

Ludington®

Under-Mount Kitchen Sink
20024-NA



Features:

- 9-5/16"-deep double-equal bowls.
- 3-3/4" drain opening.
- SilentShield® sound-absorption technology offers quieter performance.

Material:

- Stainless steel with satin finish.
- Premium 18-gauge stainless steel.

Installation:

- Undermount.
- No faucet holes; requires wall-or counter-mount faucet.

Recommended Products/Accessories

- 20286 Silicone sink mat (Qty 2)
- K-23729 Stainless steel cleaner

Codes/Standards:

ASME A112.19.3/CSA B45.4

STERLING® Warranty - Stainless Steel Sinks

See website for detailed warranty information.



Pacific Northwest
9805 32nd Ave. S
Lakewood, WA
98499

Northern & Central California
1905 N. MacArthur Dr. Suite #300
Tracy, CA
95376

Southern California
3351 Grapevine St. Suite #A
Mira Loma, CA
91752

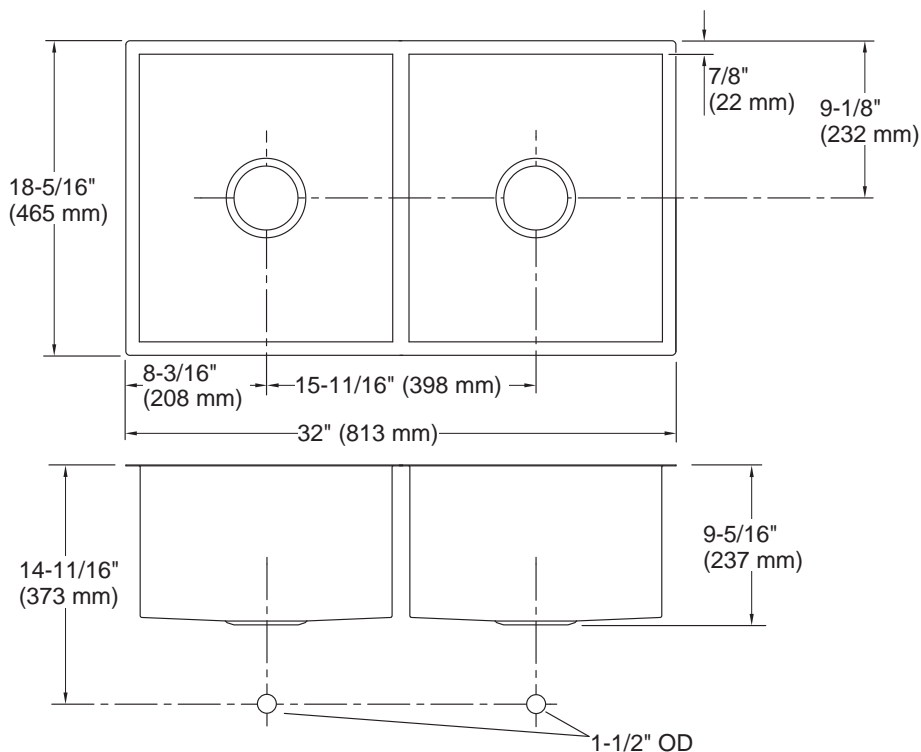
For more information, visit us at www.4willis.com or e-mail us at info@4willis.com.

1-800-4KOHLER (1-800-456-4537) Kohler Co. reserves the right to make revisions without notice to product specifications.
For the most current Specification Sheet, go to www.kohler.com.



Ludington®

Under-Mount Kitchen Sink
20024-NA



Technical Information:

Bowl Configuration: Equal-double

Installation: Under-mount

Min. base cabinet: 36"

Template: 1298947-7,
required, included

Left & Right Bowl area:

Length: 14-9/16"

Width: 16-9/16"

Bowl depth: 9"

Water depth: 9"

Notes:

Install this product according to the installation instructions. Countertop manufacturer or cutter must use the cut-out template provided with the product, or a current one provided by Kohler Co. (Call 1-800-43-FOCUS).

Kohler Co. is not responsible for cut-out errors when the incorrect cut-out template is used



Pacific Northwest
9805 32nd Ave. S
Lakewood, WA
98499

Northern & Central California
1905 N. MacArthur Dr. Suite #300
Tracy, CA
95376

Southern California
3351 Grapevine St. Suite #A
Mira Loma, CA
91752

For more information, visit us at www.4willis.com or e-mail us at info@4willis.com.

1-800-4KOHLER (1-800-456-4537) Kohler Co. reserves the right to make revisions without notice to product specifications.
For the most current Specification Sheet, go to www.kohler.com.



Ludington®

Under-Mount Kitchen Sink
20023-NA



Features:

- 9-7/16"-deep single bowl.
- 3-3/4" drain opening.
- SilentShield® sound-absorption technology offers quieter performance.

Material:

- Stainless steel with satin finish.
- Premium 18-gauge stainless steel.

Installation:

- Undermount.
- No faucet holes; requires wall-or counter-mount faucet.

Recommended Products/Accessories

- 20284 Silicone sink mat
- K-23729 Stainless steel cleaner

Codes/Standards:

ASME A112.19.3/CSA B45.4

STERLING® Warranty - Stainless Steel Sinks

See website for detailed warranty information.



Pacific Northwest
9805 32nd Ave. S
Lakewood, WA
98499

Northern & Central California
1905 N. MacArthur Dr. Suite #300
Tracy, CA
95376

Southern California
3351 Grapevine St. Suite #A
Mira Loma, CA
91752

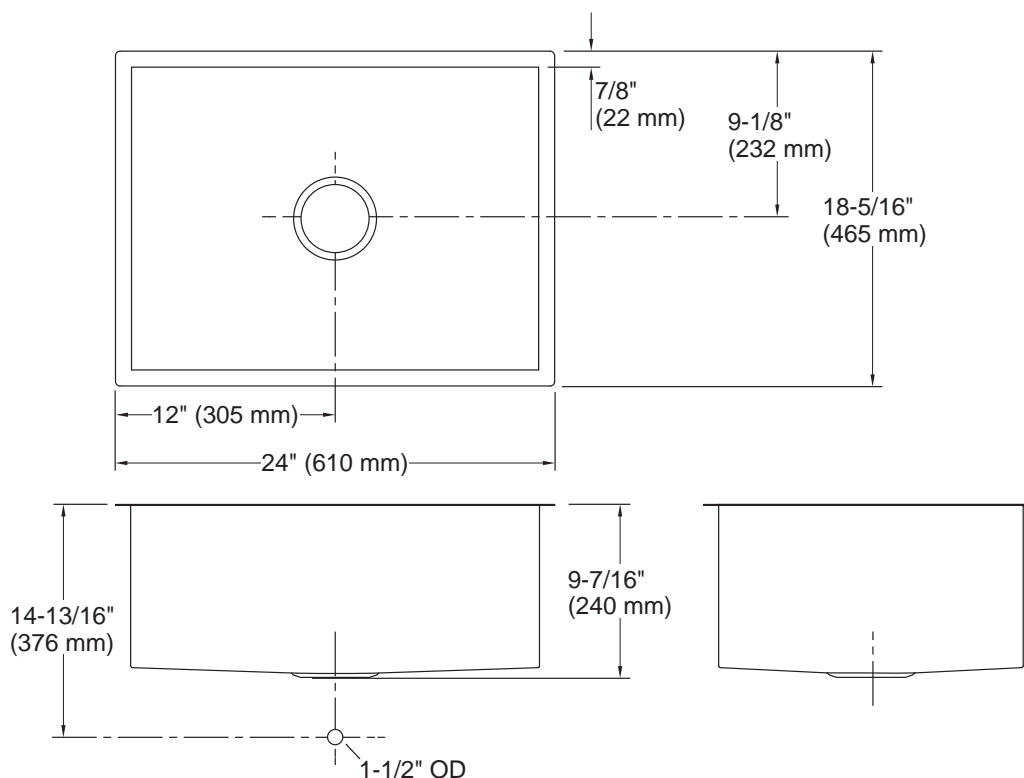
For more information, visit us at www.4willis.com or e-mail us at info@4willis.com.

1-800-4KOHLER (1-800-456-4537) Kohler Co. reserves the right to make revisions without notice to product specifications.
For the most current Specification Sheet, go to www.kohler.com.



Ludington®

Under-Mount Kitchen Sink
20023-NA



Technical Information:

Bowl Configuration: Single

Installation: Under-mount

Min. base cabinet: 27"

Template: 1298948-7,
required, included

Bowl area :

Length: 22-1/4"

Width: 16-9/16"

Bowl depth: 9-3/16"

Water depth: 9-3/16"

Notes:

Install this product according to the installation instructions. Countertop manufacturer or cutter must use the cut-out template provided with the product, or a current one provided by Kohler Co. (Call 1-800-43-FOCUS). Kohler Co. is not responsible for cut-out errors when the incorrect cut-out template is used



Pacific Northwest
9805 32nd Ave. S
Lakewood, WA
98499

Northern & Central California
1905 N. MacArthur Dr. Suite #300
Tracy, CA
95376

Southern California
3351 Grapevine St. Suite #A
Mira Loma, CA
91752

For more information, visit us at www.4willis.com or e-mail us at info@4willis.com.

1-800-4KOHLER (1-800-456-4537) Kohler Co. reserves the right to make revisions without notice to product specifications. For the most current Specification Sheet, go to www.kohler.com.



Latitude®

Top-/Under-Mount Utility Sink

995



Features:

- Top or under-mount application
- Deep single bowl.
- Unique quarter-deck design provides shelf space for storage and cleaning.
- Surface texture maintains superior stain and scratch resistance.
- 13"-deep single bowl.
- Includes 7400 Sink Strainer

Material:

- Made from solid Vikrell® material for strength, durability and lasting beauty.



Installation:

- Undermount.
- One hole pre-drilled, and two additional locations marked on the sink to create additional holes if needed.

Available Finishes:

0 - White



Codes / Standards:

CSA B45.5/IAPMO Z124

Warranty – Bathing Fixtures (and) Kitchen and Utility Sinks Made of Vikrell® Solid Material

See website for detailed warranty information.



Pacific Northwest
9805 32nd Ave. S
Lakewood, WA
98499

Northern & Central California
1905 N. MacArthur Dr. Suite #300
Tracy, CA
95376

Southern California
3351 Grapevine St. Suite #A
Mira Loma, CA
91752

For more information, visit us at www.4willis.com or e-mail us at info@4willis.com.

1-800-4KOHLER (1-800-456-4537) Kohler Co. reserves the right to make revisions without notice to product specifications.

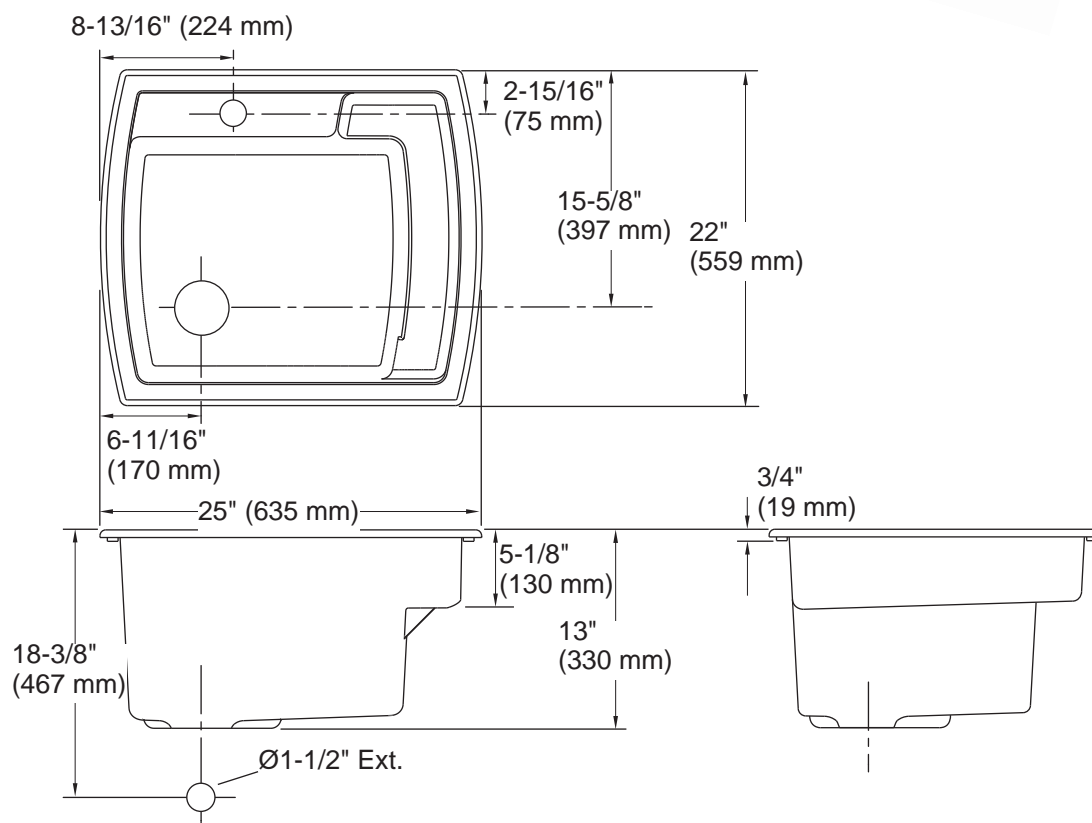
For the most current Specification Sheet, go to www.kohler.com.



Latitude®

Top-/Under-Mount Utility Sink

995



Technical Information:

Bowl Configuration: Single
Installation: Top or Under-mount
Drain hole: 3-1/2"
Template: 1148620-7, required, included

Bowl area (Only):

Length: 22"
Width: 16"
Bowl depth: 12-1/4"
Water depth: 12-1/4"

Notes:

Install this product according to the installation instructions. Kohler Co. is not responsible for cutout errors when the incorrect cutout template is used.



Pacific Northwest
9805 32nd Ave. S
Lakewood, WA
98499

Northern & Central California
1905 N. MacArthur Dr. Suite #300
Tracy, CA
95376

Southern California
3351 Grapevine St. Suite #A
Mira Loma, CA
91752

For more information, visit us at www.4willis.com or e-mail us at info@4willis.com.

1-800-4KOHLER (1-800-456-4537) Kohler Co. reserves the right to make revisions without notice to product specifications.
For the most current Specification Sheet, go to www.kohler.com.



Latitude®

25" x 22" utility sink with stand

996-0



Features:

- Deep single bowl.
- Unique quarter-deck design provides shelf space for storage and cleaning.
- Surface texture maintains superior stain and scratch resistance.
- Includes a freestanding metal stand for added storage and versatility.
- 36" comfortable working height.
- 13"-deep single bowl.
- Includes 7400 Sink Strainer

Material:

- Made from solid Vikrell® material for strength, durability and lasting beauty.



Installation:

- Self-standing

Available Finishes:

0 - White



Codes / Standards:

CSA B45.5/IAPMO Z124

ASTM E162

ASTM E662

Warranty – Bathing Fixtures (and) Kitchen and Utility Sinks Made of Vikrell® Solid Material

See website for detailed
warranty information.



Pacific Northwest
9805 32nd Ave. S
Lakewood, WA
98499

Northern & Central California
1905 N. MacArthur Dr. Suite #300
Tracy, CA
95376

Southern California
3351 Grapevine St. Suite #A
Mira Loma, CA
91752

For more information, visit us at www.4willis.com or e-mail us at info@4willis.com.

1-800-4KOHLER (1-800-456-4537) Kohler Co. reserves the right to make revisions without notice to product specifications.

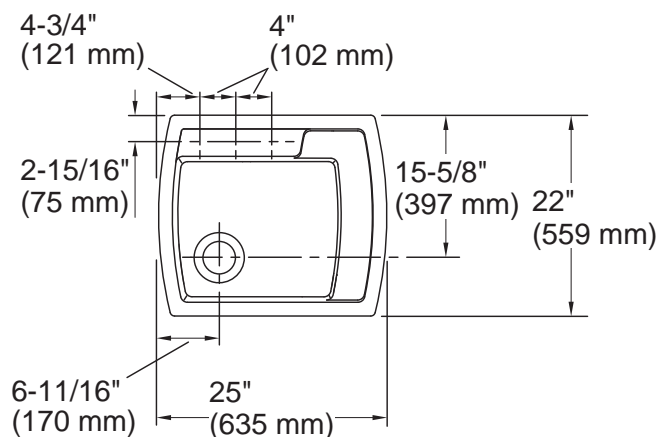
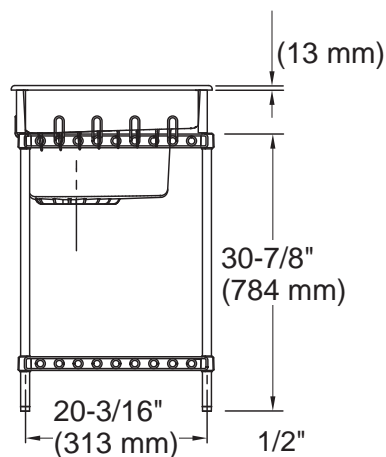
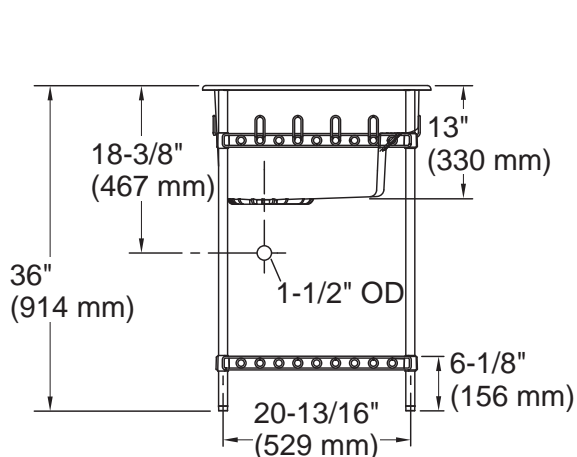
For the most current Specification Sheet, go to www.kohler.com.



Latitude®

25" x 22" utility sink with stand

996-0



Technical Information:

Bowl Configuration: Single

Installation: Freestanding

Drain hole: 3-1/2"

Template: 1148620-7, required, included

Bowl area (Only):

Length: 22"

Width: 16"

Bowl depth: 12-1/4"

Water depth: 12-1/4"

Notes:

Install this product according to the installation instructions.



Pacific Northwest
9805 32nd Ave. S
Lakewood, WA
98499

Northern & Central California
1905 N. MacArthur Dr. Suite #300
Tracy, CA
95376

Southern California
3351 Grapevine St. Suite #A
Mira Loma, CA
91752

For more information, visit us at www.4willis.com or e-mail us at info@4willis.com.

1-800-4KOHLER (1-800-456-4537) Kohler Co. reserves the right to make revisions without notice to product specifications.

For the most current Specification Sheet, go to www.kohler.com.

KOHLER®

Simplice®

Pull-Down Kitchen Faucet K-596



Features:

- Three-function pull-down sprayhead with touch control allows you to switch from stream to Sweep® spray to Boost Technology.
- Sweep® spray creates a wide, forceful blade of water for superior cleaning.
- Boost technology increases the flow rate by 30% with the press of a button.
- DockNetik® magnetic docking system securely locks the spray-head into place when not in use.
- ProMotion® technology's light, quiet braided hose and swiveling ball joint make the pull-down spray-head easier and more comfortable to use.
- MasterClean™ spray-face features an easy-to-clean surface that withstands mineral build-up.
- Ceramic disc valves exceed industry longevity standards, ensuring durable performance for life.
- High-arch spout offers superior clearance for filling pots and cleaning.
- Single handle is simple to use and makes adjusting water temperature easy.
- Temperature memory allows faucet to be turned on and off at the temperature set during prior usage.
- 1.5 gpm maximum flow rate at 60 psi.

Material:

- Premium metal construction for durability and reliability.
- KOHLER® finishes resist corrosion and tarnishing.

Installation:

- For single-hole or three-hole installation (escutcheon plate included)
- Flexible supply lines simplify installation.


Optional Products / Accessories

- K-77687 single replacement filter cartridge
- K-77688 Replacement Filter Cartridges, Two-Pack
- 1012715 Kitchen Faucet Deep Rough-In Kit



Available Finishes:

CP - Polished Chrome
VS - Vibrant® Stainless
BL - Matte Black



ADA

CSA B651

Codes / Standards:

ASME A112.18.1/CSA B125.1
NSF/ANSI 61
NSF/ANSI 372
All applicable US Federal and
State material regulations
DOE - Energy Policy Act 1992
ADA
ICC/ANSI A117.1
CSA B651



N. CALIFORNIA
1905 N. MacArthur Dr.
Tracy, California
U.S.A. 95376

S. CALIFORNIA
3351 Grapevine St. Suite #A
Mira Loma, California
U.S.A. 91752

WASHINGTON
9805 32nd Ave S
Lakewood, Washington
U.S.A. 98499

For more information, visit us at www.4willis.com or e-mail us at info@4willis.com.

1-800-4KOHLER (1-800-456-4537) Kohler Co. reserves the right to make revisions without notice to product specifications.
For the most current Specification Sheet, go to www.kohler.com.



Simplice® Pull-Down Kitchen Faucet K-596

KOHLER® Faucet Limited Warranty

See website for detailed warranty information.

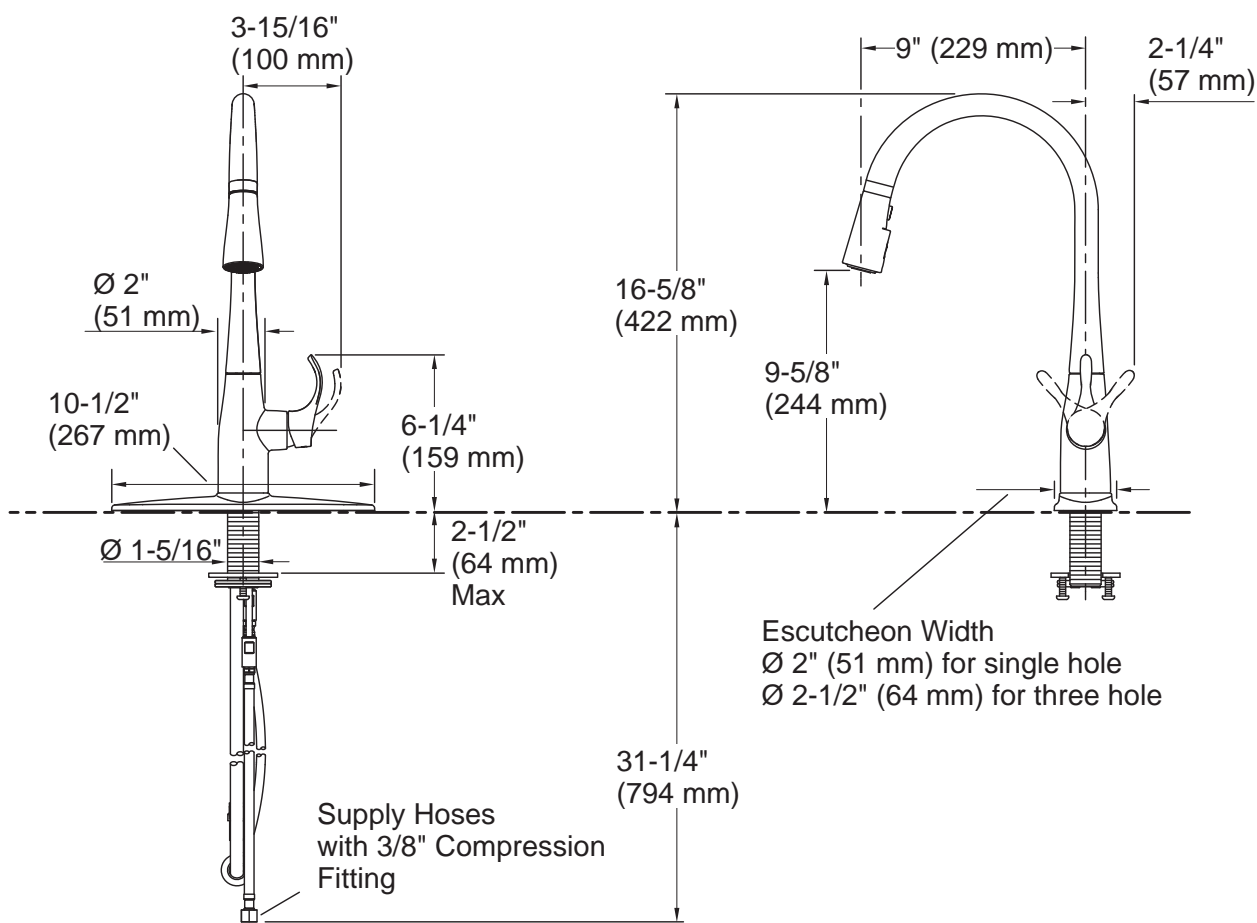
Notes:

Install this product according to the installation instructions. ADA, CSA B651 compliant when installed to the specific requirements of these regulations.

Faucet Technical Information:

Flow rate: 1.5 gal/min (5.7 l/min)

Pressure: 60 psi (4.1 bar)



N. CALIFORNIA
1905 N. MacArthur Dr.
Tracy, California
U.S.A. 95376

S. CALIFORNIA
3351 Grapevine St. Suite #A
Mira Loma, California
U.S.A. 91752

WASHINGTON
9805 32nd Ave S
Lakewood, Washington
U.S.A. 98499

For more information, visit us at www.4willis.com or e-mail us at info@4willis.com.

1-800-4KOHLER (1-800-456-4537) Kohler Co. reserves the right to make revisions without notice to product specifications.
For the most current Specification Sheet, go to www.kohler.com.

KOHLER®

Bellera®

Pull-down Kitchen Sink Faucet K-560



Features:

- Three-function pull-down sprayhead with touch control allows you to switch from stream to Sweep spray to Boost Technology.
- Boost technology increases the flow rate by 30% with the press of a button.
- Sweep® spray creates a wide, forceful blade of water for superior cleaning.
- DockNetik® magnetic docking system securely locks the spray-head into place when not in use.
- Ceramic disc valves exceed industry longevity standards, ensuring durable performance for life.
- ProMotion® technology's light, quiet braided hose and swiveling ball joint make the pull-down spray-head easier and more comfortable to use.
- MasterClean™ spray-face features an easy-to-clean surface that withstands mineral build-up.
- High-arch spout offers superior clearance for filling pots and cleaning.
- Single handle is simple to use and makes adjusting water temperature easy.
- Temperature memory allows faucet to be turned on and off at the temperature set during prior usage.
- 1.5 gpm maximum flow rate at 60 psi.

Material:

- Premium metal construction for durability and reliability.
- KOHLER® finishes resist corrosion and tarnishing.

Installation:

- For single-hole or three-hole installation (escutcheon plate included)
- Flexible supply lines and installation ring simplify installation.

Optional Products / Accessories

- 1167289 1.5 GPM Low Flow Kit
- 1167290 2.2 GPM Low Flow Kit

Adapters, Rough-in and Extension Kits


- 1012715 Range: 1-3/8" - 3-3/8"



Available Finishes:

CP - Polished Chrome

VS - Vibrant® Stainless



ADA

CSA B651

Codes / Standards:

ASME A112.18.1/CSA B125.1

ASME A112.18.3

NSF/ANSI 61

NSF/ANSI 372

DOE - Energy Policy Act 1992

California Energy Commission (CEC)

ADA

ICC/ANSI A117.1

CSA B651



N. CALIFORNIA
1905 N. MacArthur Dr.
Tracy, California
U.S.A. 95376

S. CALIFORNIA
3351 Grapevine St. Suite #A
Mira Loma, California
U.S.A. 91752

WASHINGTON
9805 32nd Ave S
Lakewood, Washington
U.S.A. 98499

For more information, visit us at www.4willis.com or e-mail us at info@4willis.com.

1-800-4KOHLER (1-800-456-4537) Kohler Co. reserves the right to make revisions without notice to product specifications.

For the most current Specification Sheet, go to www.kohler.com.



Bellera® Pull-down Kitchen Sink Faucet K-560

KOHLER® Faucet Limited Warranty

See website for detailed warranty information.

Faucet Technical Information:

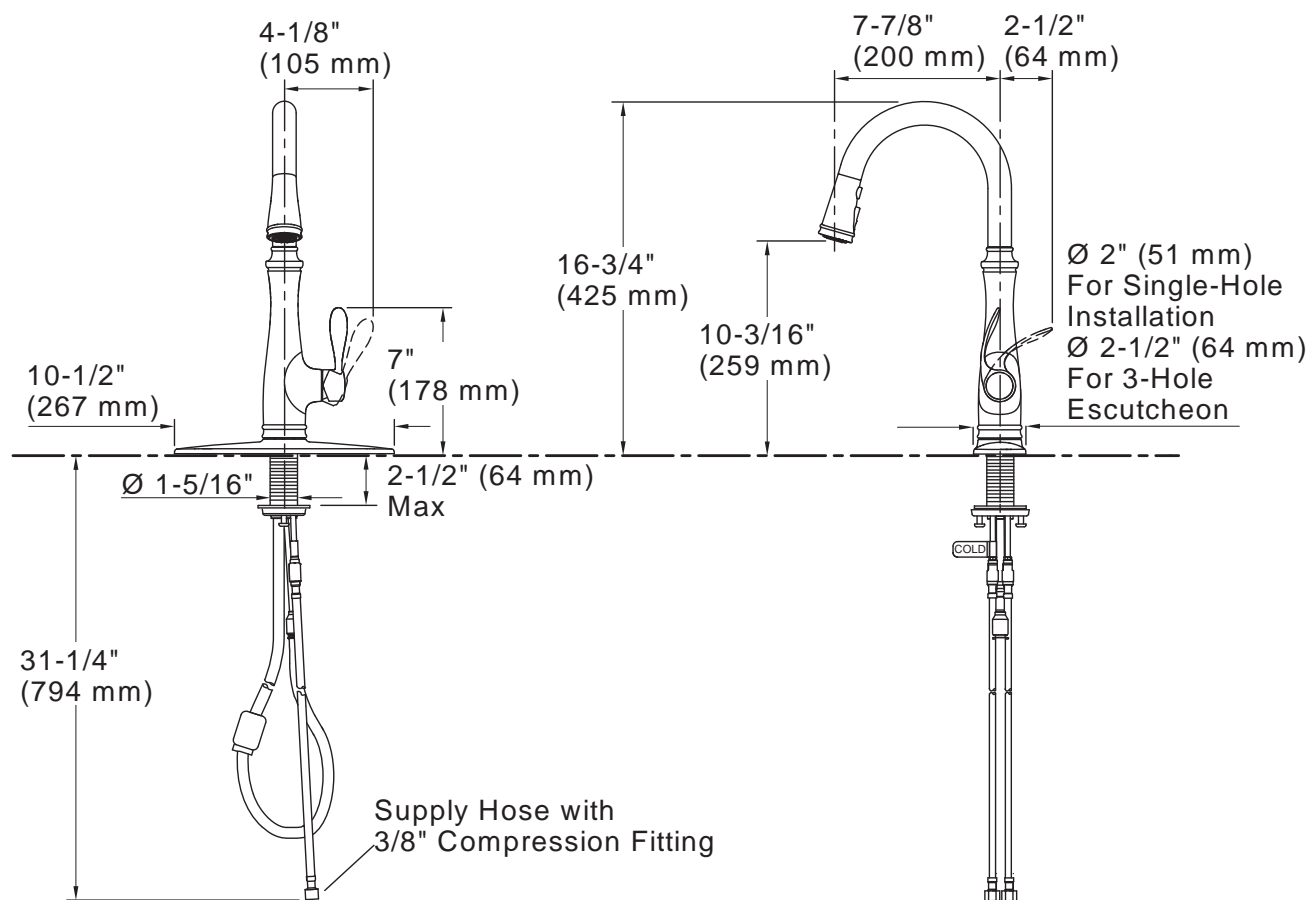
Flow rate: 1.5 gal/min (5.7 l/min)

Pressure: 60 psi (4.1 bar)

Drain included: No

Notes:

Install this product according to the installation instructions. ADA, CSA B651 compliant when installed to the specific requirements of these regulations.



N. CALIFORNIA
1905 N. MacArthur Dr.
Tracy, California
U.S.A. 95376

S. CALIFORNIA
3351 Grapevine St. Suite #A
Mira Loma, California
U.S.A. 91752

WASHINGTON
9805 32nd Ave S
Lakewood, Washington
U.S.A. 98499

For more information, visit us at www.4willis.com or e-mail us at info@4willis.com.

1-800-4KOHLER (1-800-456-4537) Kohler Co. reserves the right to make revisions without notice to product specifications.

For the most current Specification Sheet, go to www.kohler.com.

KOHLER®

Sensate™

Touchless Pull-Down
Kitchen Faucet
K-72218



Features:

- Response® technology provides reliable touchless on/off operation through a state-of-the-art sensor that responds in 20 milliseconds.
- LED light indicates faucet is operational and ready to go.
- AC-powered operation – no batteries to replace.
- Precision activation window helps prevent false activations.
- Sweep® spray creates a wide, forceful blade of water for superior cleaning.
- DockNetik® magnetic docking system securely locks the spray-head into place when not in use.
- Ceramic disc valves exceed industry longevity standards, ensuring durable performance for life.
- ProMotion® technology's light, quiet braided hose and swiveling ball joint make the pull-down spray-head easier and more comfortable to use.
- MasterClean™ spray-face features an easy-to-clean surface that withstands mineral build-up.
- High-arch spout offers superior clearance for filling pots and cleaning.
- Single handle is simple to use and makes adjusting water temperature easy.
- Temperature memory allows faucet to be turned on and off at the temperature set during prior usage.
- 1.5 gpm maximum flow rate at 60 psi.

Material:

- Premium metal construction for durability and reliability.
- KOHLER® finishes resist corrosion and tarnishing.

Installation:

- Single-hole installation.
- Flexible supply lines simplify installation.


Optional Products / Accessories

- 1012715 Kitchen Faucet Deep Rough-In Kit
- 1167289 1.5 GPM [5.7 l/min] Low Flow Kit
- 1203620 Power Supply Cable Extension
- 1209172 3 Hole Escutcheon Kit



Available Finishes:

CP - Polished Chrome
VS - Vibrant® Stainless
BL - Matte Black



ADA

CSA B651

Codes / Standards:

ASME A112.18.1/CSA B125.1
NSF/ANSI 61
NSF/ANSI 372
All applicable US Federal and
State material regulations
DOE - Energy Policy Act 1992
California Energy Commission (CEC)
ADA
ICC/ANSI A117.1
CSA B651



N. CALIFORNIA
1905 N. MacArthur Dr.
Tracy, California
U.S.A. 95376

S. CALIFORNIA
3351 Grapevine St. Suite #A
Mira Loma, California
U.S.A. 91752

WASHINGTON
9805 32nd Ave S
Lakewood, Washington
U.S.A. 98499

For more information, visit us at www.4willis.com or e-mail us at info@4willis.com.

1-800-4KOHLER (1-800-456-4537) Kohler Co. reserves the right to make revisions without notice to product specifications.
For the most current Specification Sheet, go to www.kohler.com.



Sensate™ Touchless Pull-Down Kitchen Faucet K-72218

KOHLER® Electronic Faucets, Valves and Controls Five-Year Limited Warranty

See website for detailed warranty information.

Required Electrical Service One circuit required, protected with Class A Ground-Fault Circuit-Interrupter (GFCI). Outside North America, this device may be known as a Residual Current Device (RCD). **120 V**

Notes:

Install this product according to the installation instructions.

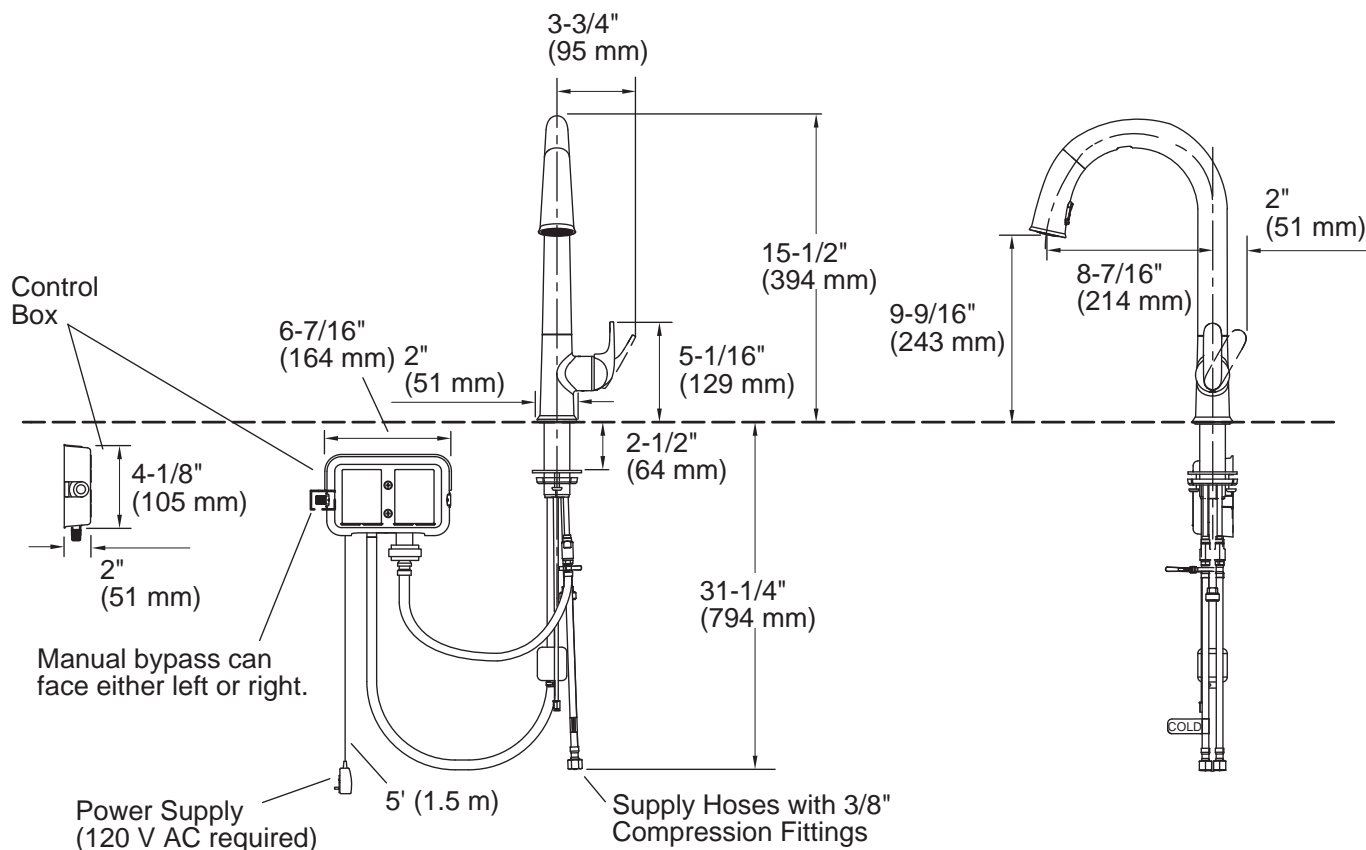
REQUIRED: Unswitched power outlet (120 V AC) located below the sink and within 5' (1.5 m) of the control box. (Garbage disposals typically use switched outlets and are not recommended.) ADA, CSA B651 compliant when installed to the specific requirements of these regulations.

Faucet Technical Information:

Flow rate: 1.5 gal/min (5.7 l/min)

Pressure: 60 psi (4.1 bar)

Spout reach: 8-7/16" (214 mm)



N. CALIFORNIA
1905 N. MacArthur Dr.
Tracy, California
U.S.A. 95376

S. CALIFORNIA
3351 Grapevine St. Suite #A
Mira Loma, California
U.S.A. 91752

WASHINGTON
9805 32nd Ave S
Lakewood, Washington
U.S.A. 98499

For more information, visit us at www.4willis.com or e-mail us at info@4willis.com.

1-800-4KOHLER (1-800-456-4537) Kohler Co. reserves the right to make revisions without notice to product specifications.
For the most current Specification Sheet, go to www.kohler.com.

KOHLER®

Tournant™

Pull-down Semi-professional Kitchen Sink Faucet K-77515



Features:

- Professional-style faucet with an easy-to-clean coated hose and removable coil.
- Unique three-function spray head allows you to tackle tasks such as cleaning, rinsing and filling with Sweep® spray, BerrySoft® spray, and aerated stream.
- Sweep® spray is a wide, powerful blade of water that sweeps your dishes and sink clean.
- BerrySoft® is a light spray that gently washes fruits and vegetables.
- DockNetik® magnetic docking system securely locks the spray-head into place when not in use
- MasterClean™ spray-face withstands mineral buildup to wipe clean easily without cleaning products.
- Kohler® ceramic disc valves exceed industry longevity standards, ensuring durable performance for life.
- High-arch gooseneck swing spout and 360-degree spout rotation offers superior clearance for filling pots and cleaning.
- Single handle is simple to use and makes adjusting water temperature easy.
- Temperature memory allows faucet to be turned on and off at the temperature set during prior usage.
- 1.5 gpm maximum flow rate at 60 psi.

Material:

- Premium metal construction for durability and reliability.
- KOHLER® finishes resist corrosion and tarnishing.

Installation:

- For single-hole or three-hole installation (3-hole escutcheon available; sold separately)
- Flexible supply lines and installation ring simplify installation.

Optional Products / Accessories

- K-99272 Three-Hole Kitchen Faucet Escutcheon
- K-77687 single replacement filter cartridge
- K-77688 Replacement Filter Cartridges, Two-Pack



Available Finishes:

CP - Polished Chrome



ADA

CSA B651

Codes / Standards:

ASME A112.18.1/CSA B125.1
NSF/ANSI 61
NSF/ANSI 372
All applicable US Federal and
State material regulations
DOE - Energy Policy Act 1992
California Energy Commission (CEC)
ADA
ICC/ANSI A117.1
CSA B651



N. CALIFORNIA
1905 N. MacArthur Dr.
Tracy, California
U.S.A. 95376

S. CALIFORNIA
3351 Grapevine St. Suite #A
Mira Loma, California
U.S.A. 91752

WASHINGTON
9805 32nd Ave S
Lakewood, Washington
U.S.A. 98499

For more information, visit us at www.4willis.com or e-mail us at info@4willis.com.

1-800-4KOHLER (1-800-456-4537) Kohler Co. reserves the right to make revisions without notice to product specifications.
For the most current Specification Sheet, go to www.kohler.com.



Tournant™ Pull-down Semi-professional Kitchen Faucet K-77515

KOHLER® Faucet Limited Warranty

See website for detailed warranty information.

Faucet Technical Information:

Flow rate: 1.5 gal/min (5.7 l/min)

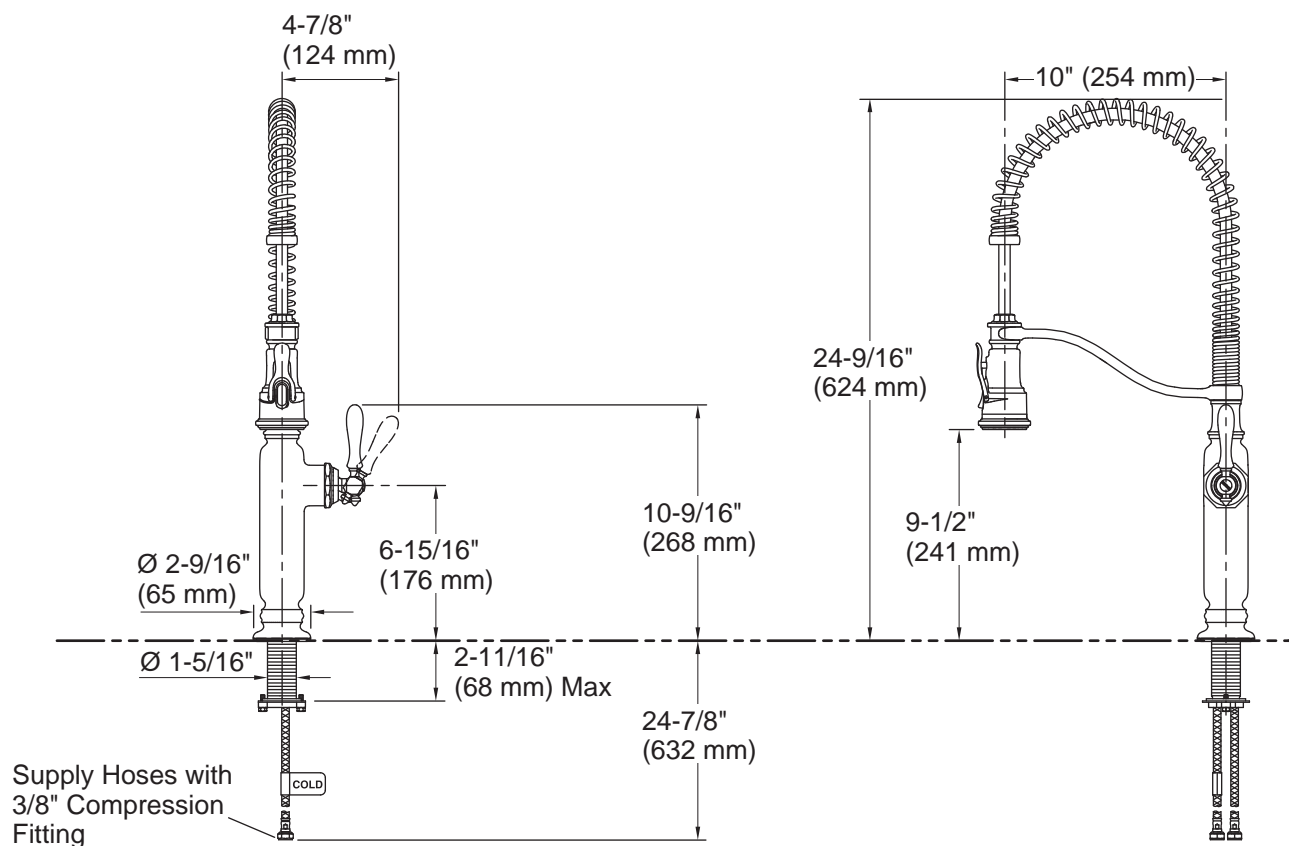
Pressure: 60 psi (4.1 bar)

Drain included: No

Valve body: Composite

Notes:

Install this product according to the installation instructions. ADA, CSA B651 compliant when installed to the specific requirements of these regulations.



N. CALIFORNIA
1905 N. MacArthur Dr.
Tracy, California
U.S.A. 95376

S. CALIFORNIA
3351 Grapevine St. Suite #A
Mira Loma, California
U.S.A. 91752

WASHINGTON
9805 32nd Ave S
Lakewood, Washington
U.S.A. 98499

For more information, visit us at www.4willis.com or e-mail us at info@4willis.com.

1-800-4KOHLER (1-800-456-4537) Kohler Co. reserves the right to make revisions without notice to product specifications.
For the most current Specification Sheet, go to www.kohler.com.

KOHLER®

Crue™

Pull-down Kitchen Sink Faucet K-22972



Features:

- Three-function pull-down sprayhead with touch control allows you to switch between aerated stream, ring spray and Boost technology.
- Boost technology increases the flow rate by 30% with the press of a button. Use Boost with stream for faster filling or with ring spray for more powerful cleaning.
- DockNetik® magnetic docking system securely locks the spray-head into place when not in use.
- Ceramic disc valves exceed industry longevity standards, ensuring durable performance for life.
- ProMotion® technology's light, quiet braided hose and swiveling ball joint make the pull-down spray-head easier and more comfortable to use.
- MasterClean™ spray-face features an easy-to-clean surface that withstands mineral build-up.
- High-arch spout offers superior clearance for filling pots and cleaning.
- Single handle is simple to use and makes adjusting water temperature easy.
- Temperature memory allows faucet to be turned on and off at the temperature set during prior usage.
- 1.5 gpm maximum flow rate at 60 psi.

Material:

- Premium metal construction for durability and reliability.
- KOHLER® finishes resist corrosion and tarnishing.

Installation:

- For single-hole or three-hole installation (escutcheon plate included)
- Flexible supply lines and installation ring simplify installation.

Optional Products / Accessories

- K-77687 single replacement filter cartridge
- K-77688 Replacement Filter Cartridges, Two-Pack

Adapters, Rough-in and Extension Kits

- 1012715 Range: 1-3/8" - 3-3/8"



Available Finishes:

CP - Polished Chrome

BL - Matte Black



ADA

CSA B651

Codes / Standards:

ASME A112.18.1/CSA B125.1

NSF/ANSI 61

NSF/ANSI 372

All applicable US Federal and
State material regulations

DOE - Energy Policy Act 1992

California Energy Commission (CEC)

ADA

ICC/ANSI A117.1

CSA B651



N. CALIFORNIA
1905 N. MacArthur Dr.
Tracy, California
U.S.A. 95376

S. CALIFORNIA
3351 Grapevine St. Suite #A
Mira Loma, California
U.S.A. 91752

WASHINGTON
9805 32nd Ave S
Lakewood, Washington
U.S.A. 98499

For more information, visit us at www.4willis.com or e-mail us at info@4willis.com.

1-800-4KOHLER (1-800-456-4537) Kohler Co. reserves the right to make revisions without notice to product specifications.
For the most current Specification Sheet, go to www.kohler.com.



Crue™ Pull-down Kitchen Sink Faucet K-22972

KOHLER® Faucet Limited Warranty

See website for detailed warranty information.

Faucet Technical Information:

Flow rate: 1.5 gal/min (5.7 l/min)

Pressure: 60 psi (4.1 bar)

Drain included: No

Valve body: Plastic/min

Fixture pressure max (static):

125 psi (861.8 kPa)

Min static pressure:

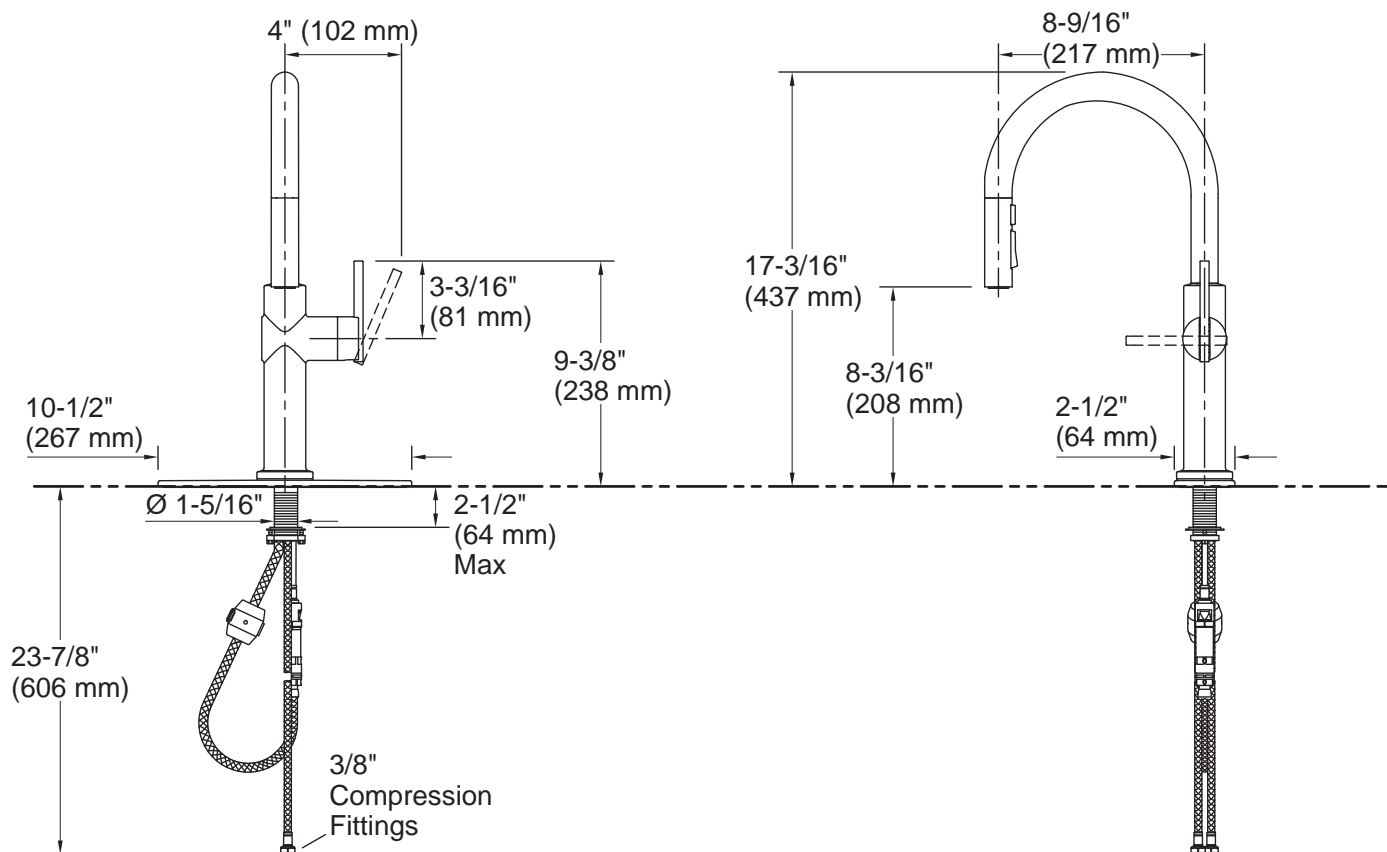
20 psi (137.9 kPa)

Max static pressure:

125 psi (861.8 kPa)

Notes:

Install this product according to the installation instructions. ADA, CSA B651 compliant when installed to the specific requirements of these regulations.



N. CALIFORNIA
1905 N. MacArthur Dr.
Tracy, California
U.S.A. 95376

S. CALIFORNIA
3351 Grapevine St. Suite #A
Mira Loma, California
U.S.A. 91752

WASHINGTON
9805 32nd Ave S
Lakewood, Washington
U.S.A. 98499

For more information, visit us at www.4willis.com or e-mail us at info@4willis.com.

1-800-4KOHLER (1-800-456-4537) Kohler Co. reserves the right to make revisions without notice to product specifications.
For the most current Specification Sheet, go to www.kohler.com.

KOHLER®

Crue™

Pull-down Semi-professional Kitchen Sink Faucet K-22973



Features:

- Professional-style faucet with an easy-to-clean coated hose and removable coil.
- Three-function pull-down spray-head with touch-control allows you to switch between stream, Sweep® spray and Boost technology.
- Sweep® spray is a wide, powerful blade of water that sweeps your dishes and sink clean.
- Boost technology increases the flow rate by 30% with the press of a button. Use Boost with stream for faster filling or with
- DockNetik® magnetic docking system securely locks the spray-head into place when not in use
- ProMotion® technology's light, quiet braided hose and swiveling ball joint make the pull-down spray-head easier and more comfortable to use.
- MasterClean™ spray-face withstands mineral buildup to wipe clean easily without cleaning products.
- Kohler® ceramic disc valves exceed industry longevity standards, ensuring durable performance for life.
- High-arch spout offers superior clearance for filling pots and cleaning.
- Single handle is simple to use and makes adjusting water temperature easy.
- Temperature memory allows faucet to be turned on and off at the temperature set during prior usage.
- 1.5 gpm maximum flow rate at 60 psi.

Material:

- Premium metal construction for durability and reliability.
- KOHLER® finishes resist corrosion and tarnishing.

Installation:

- For single-hole or three-hole installation (escutcheon plate included)
- Flexible supply lines and installation ring simplify installation.

Optional Products / Accessories

- K-77687 single replacement filter cartridge
- K-77688 Replacement Filter Cartridges, Two-Pack



Available Finishes:

CP - Polished Chrome

BL - Matte Black



ADA

CSA B651

Codes / Standards:

ASME A112.18.1/CSA B125.1

NSF/ANSI 61

NSF/ANSI 372

All applicable US Federal and

State material regulations

DOE - Energy Policy Act 1992

California Energy Commission (CEC)

ADA

ICC/ANSI A117.1

CSA B651



N. CALIFORNIA
1905 N. MacArthur Dr.
Tracy, California
U.S.A. 95376

S. CALIFORNIA
3351 Grapevine St. Suite #A
Mira Loma, California
U.S.A. 91752

WASHINGTON
9805 32nd Ave S
Lakewood, Washington
U.S.A. 98499

For more information, visit us at www.4willis.com or e-mail us at info@4willis.com.

1-800-4KOHLER (1-800-456-4537) Kohler Co. reserves the right to make revisions without notice to product specifications.
For the most current Specification Sheet, go to www.kohler.com.



Crue™ Pull-down Semi-professional Kitchen Sink Faucet K-22973

KOHLER® Faucet Limited Warranty

See website for detailed warranty information.

Faucet Technical Information:

Flow rate: 1.5 gal/min (5.7 l/min)

Pressure: 60 psi (4.1 bar)

Drain included: No

Valve body: Plastic/min

Fixture pressure max (static):

125 psi (861.8 kPa)

Min static pressure:

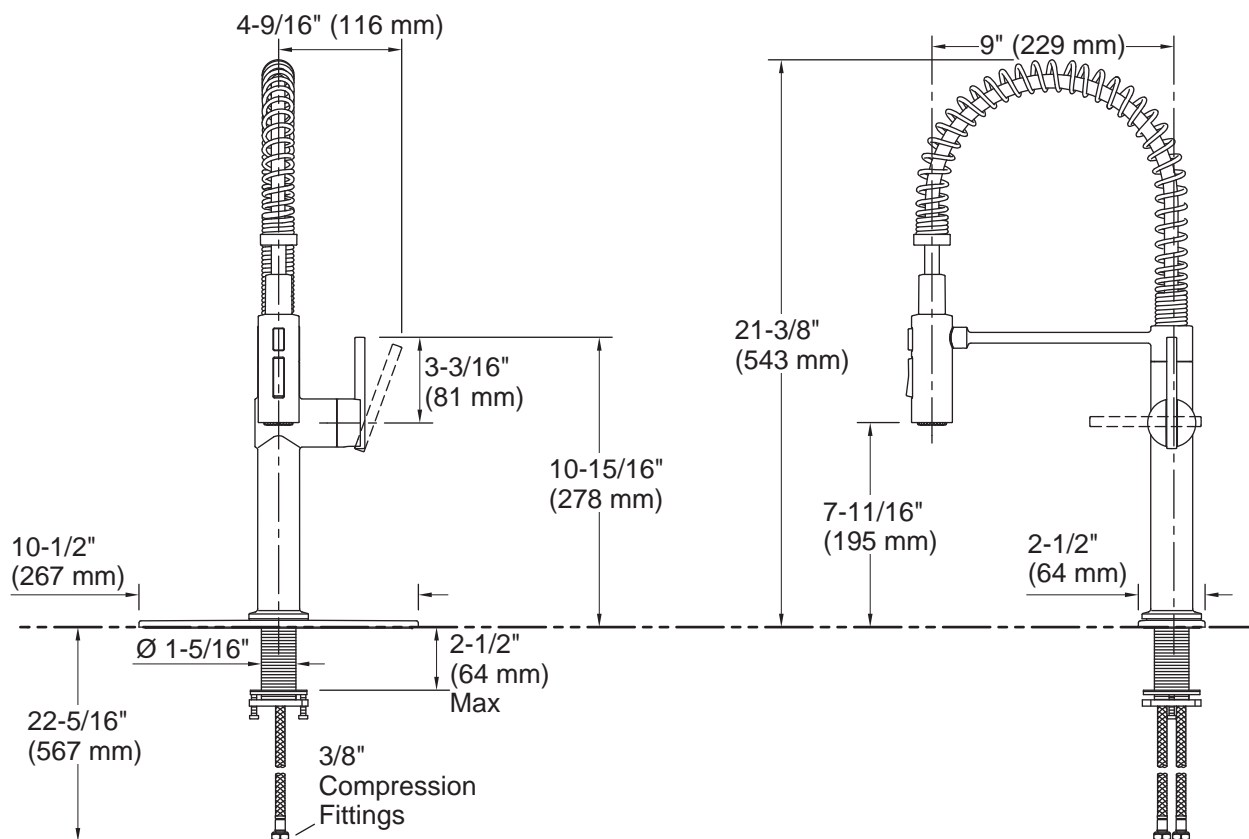
20 psi (137.9 kPa)

Max static pressure:

125 psi (861.8 kPa)

Notes:

Install this product according to the installation instructions. ADA, CSA B651 compliant when installed to the specific requirements of these regulations.



N. CALIFORNIA
1905 N. MacArthur Dr.
Tracy, California
U.S.A. 95376

S. CALIFORNIA
3351 Grapevine St. Suite #A
Mira Loma, California
U.S.A. 91752

WASHINGTON
9805 32nd Ave S
Lakewood, Washington
U.S.A. 98499

For more information, visit us at www.4willis.com or e-mail us at info@4willis.com.

1-800-4KOHLER (1-800-456-4537) Kohler Co. reserves the right to make revisions without notice to product specifications.
For the most current Specification Sheet, go to www.kohler.com.

KOHLER®

Honesty®

Single-handle Bathroom Faucet K-99760-4



Features:

- Single lever handle allows for both volume and temperature control.
- Temperature memory allows faucet to be turned on and off at the temperature set during prior usage.
- Red/blue indexing on handle.
- 4-3/16" (107 mm) spout reach.
- 1.2 gpm maximum flow rate at 60 psi.
- Includes metal pop-up drain with 1-1/4" tailpiece.
- KOHLER® ceramic disc valves exceed industry longevity standards for a lifetime of durable performance.
- Coordinates with Honesty faucets and showering components to complete your bathroom.

Material:

- Brass construction..
- KOHLER® finishes resist corrosion and tarnishing.

Installation:

- For single-hole installation.
- Pre-attached flexible supply lines simplify installation



Available Finishes:

CP - Polished Chrome
BL - Matte Black



ADA

CSA B651

OBC

Codes / Standards:

ASME A112.18.1/CSA B125.1
NSF/ANSI 61
NSF/ANSI 372
All applicable US Federal and
State material regulations
EPA WaterSense®
California Energy Commission (CEC)
DOE - Energy Policy Act 1992
ICC/ANSI A117.1



N. CALIFORNIA
1905 N. MacArthur Dr.
Tracy, California
U.S.A. 95376

S. CALIFORNIA
3351 Grapevine St. Suite #A
Mira Loma, California
U.S.A. 91752

WASHINGTON
9805 32nd Ave S
Lakewood, Washington
U.S.A. 98499

For more information, visit us at www.4willis.com or e-mail us at info@4willis.com.

1-800-4KOHLER (1-800-456-4537) Kohler Co. reserves the right to make revisions without notice to product specifications.
For the most current Specification Sheet, go to www.kohler.com.



Honesty® Single-handle Bathroom Faucet K-99760-4

KOHLER® Faucet Limited Warranty

See website for detailed warranty information.

Faucet Technical Information:

Flow rate: 1.2 gal/min (4.5 l/min)

Pressure: 60 psi (4.1 bar)

Valve body: Plastic

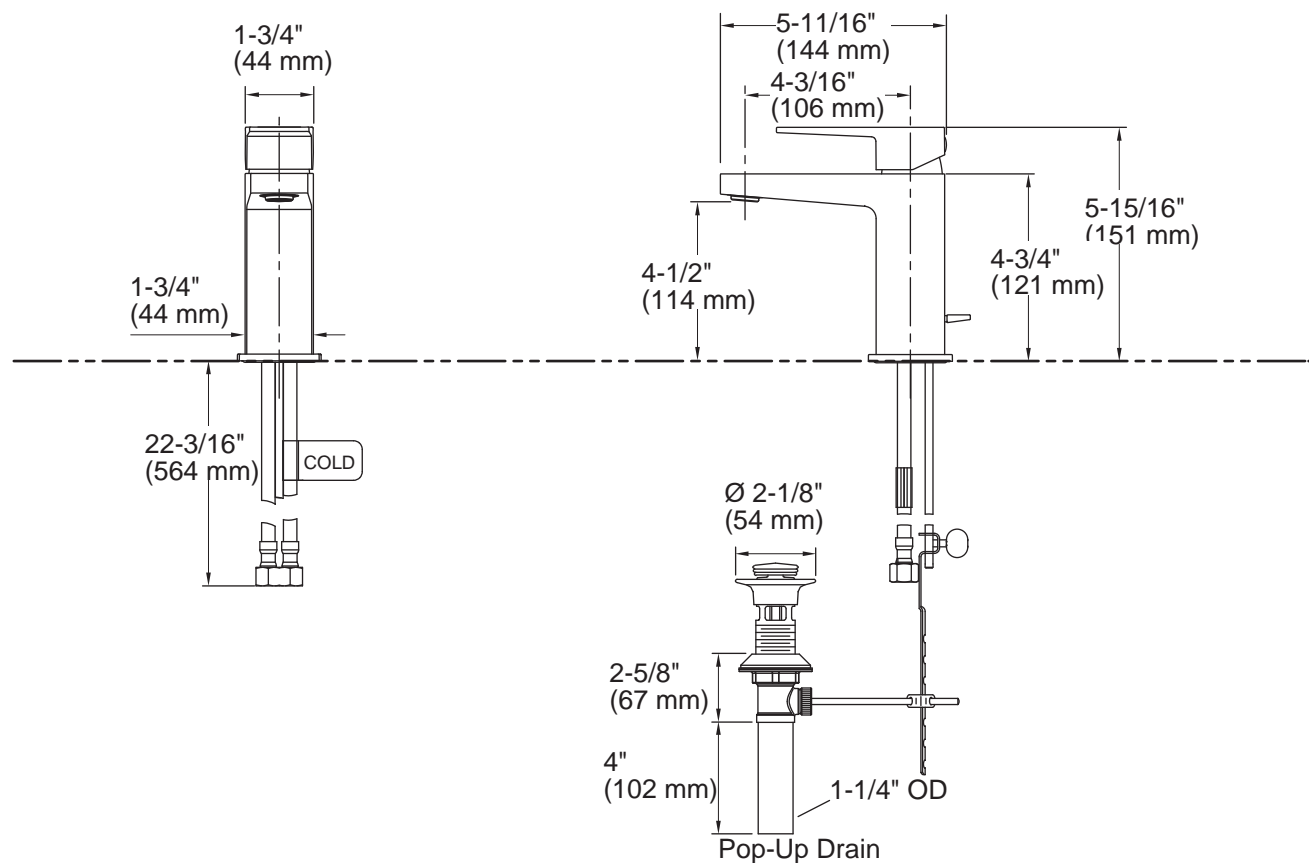
Drain included: Yes

Drain with overflow: Yes

Drain tailpiece included: Yes

Notes:

Install this product according to the installation instructions.
ADA, CSA B651 compliant when installed to the specific requirements of these regulations.



N. CALIFORNIA
1905 N. MacArthur Dr.
Tracy, California
U.S.A. 95376

S. CALIFORNIA
3351 Grapevine St. Suite #A
Mira Loma, California
U.S.A. 91752

WASHINGTON
9805 32nd Ave S
Lakewood, Washington
U.S.A. 98499

For more information, visit us at www.4willis.com or e-mail us at info@4willis.com.

1-800-4KOHLER (1-800-456-4537) Kohler Co. reserves the right to make revisions without notice to product specifications.
For the most current Specification Sheet, go to www.kohler.com.

KOHLER®

Alteo®

Widespread Bathroom Faucet K-45102-4



Features:

- Two lever handles allow for both volume and temperature control.
- Includes metal pop-up drain with 1-1/4" tailpiece.
- 1.2 gpm (4.5 lpm) maximum flow rate at 60 psi (4.14 bar).
- 4-1/2" (114 mm) spout reach.
- KOHLER® ceramic disc valves exceed industry longevity standards for a lifetime of durable performance.
- Quick-Connect hose connections make widespread faucet installation a snap.
- Handles pre-assembled on KOHLER Ultraglide™ Ceramic Disc Valves to simplify installation.
- Coordinates with Alteo® faucets, accessories, and showering components to complete your bathroom.

Material:

- Premium metal construction for durability and reliability.
- KOHLER® finishes resist corrosion and tarnishing.

Installation:

- For 8" - 16" (203 - 406 mm) centers.



Available Finishes:

CP - Polished Chrome

BN - Vibrant® Brushed Nickel



ADA

CSA B651

OBC

Codes / Standards:

ASME A112.18.1/CSA B125.1

NSF/ANSI 61

NSF/ANSI 372

All applicable US Federal and
State material regulations

EPA WaterSense®

California Energy Commission (CEC)

DOE - Energy Policy Act 1992

ICC/ANSI A117.1



N. CALIFORNIA
1905 N. MacArthur Dr.
Tracy, California
U.S.A. 95376

S. CALIFORNIA
3351 Grapevine St. Suite #A
Mira Loma, California
U.S.A. 91752

WASHINGTON
9805 32nd Ave S
Lakewood, Washington
U.S.A. 98499

For more information, visit us at www.4willis.com or e-mail us at info@4willis.com.

1-800-4KOHLER (1-800-456-4537) Kohler Co. reserves the right to make revisions without notice to product specifications.

For the most current Specification Sheet, go to www.kohler.com.



Alteo® Widespread Bathroom Faucet K-45102-4

KOHLER® Faucet Limited Warranty

See website for detailed warranty information.

Faucet Technical Information:

Flow rate: 1.2 gal/min (4.5 l/min)

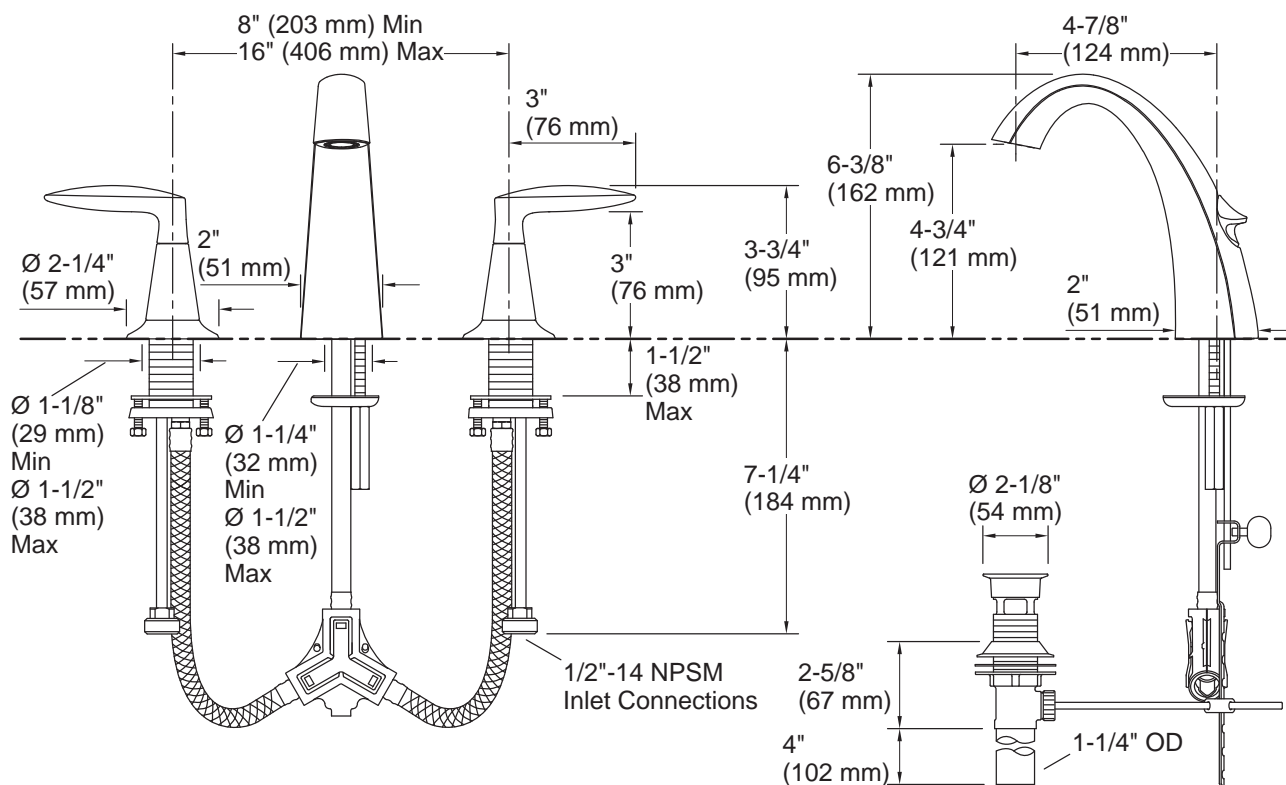
Pressure: 60 psi (4.1 bar)

Drain included: Yes

Drain tailpiece included: Yes

Notes:

Install this product according to the installation instructions.
ADA, CSA B651 compliant when installed to the specific requirements of these regulations.



N. CALIFORNIA
1905 N. MacArthur Dr.
Tracy, California
U.S.A. 95376

S. CALIFORNIA
3351 Grapevine St. Suite #A
Mira Loma, California
U.S.A. 91752

WASHINGTON
9805 32nd Ave S
Lakewood, Washington
U.S.A. 98499

For more information, visit us at www.4willis.com or e-mail us at info@4willis.com.

1-800-4KOHLER (1-800-456-4537) Kohler Co. reserves the right to make revisions without notice to product specifications.

For the most current Specification Sheet, go to www.kohler.com.

KOHLER®

Alteo®

Widespread Bathroom Faucet K-45100-4



Features:

- 5" (127 mm) spout reach.
- 1.2 gpm-maximum flow rate at 60 psi.
- KOHLER® ceramic disc valves exceed industry longevity standards for a lifetime of durable performance.
- Two-handle center-set bathroom sink faucet for 4" centers.
- Includes metal pop-up drain with 1-1/4" tailpiece.
- Reversible quarter-turn washerless ceramic disc valves.
- Coordinates with Alteo® faucets, accessories, and showering components to complete your bathroom.

Material:

- Premium metal construction for durability and reliability.
- KOHLER® finishes resist corrosion and tarnishing.

Installation:

- For 4" (102 mm) centers.
- Deck-mount.



Available Finishes:

CP - Polished Chrome

BN - Vibrant® Brushed Nickel



ADA

CSA B651

OBC

Codes / Standards:

ASME A112.18.1/CSA B125.1

NSF/ANSI 61

NSF/ANSI 372

All applicable US Federal and
State material regulations

EPA WaterSense®

California Energy Commission (CEC)

DOE - Energy Policy Act 1992

ICC/ANSI A117.1



N. CALIFORNIA
1905 N. MacArthur Dr.
Tracy, California
U.S.A. 95376

S. CALIFORNIA
3351 Grapevine St. Suite #A
Mira Loma, California
U.S.A. 91752

WASHINGTON
9805 32nd Ave S
Lakewood, Washington
U.S.A. 98499

For more information, visit us at www.4willis.com or e-mail us at info@4willis.com.

1-800-4KOHLER (1-800-456-4537) Kohler Co. reserves the right to make revisions without notice to product specifications.
For the most current Specification Sheet, go to www.kohler.com.



Alteo® Widespread Bathroom Faucet K-45100-4

KOHLER® Faucet Limited Warranty

See website for detailed warranty information.

Faucet Technical Information:

Flow rate: 1.2 gal/min (4.5 l/min)

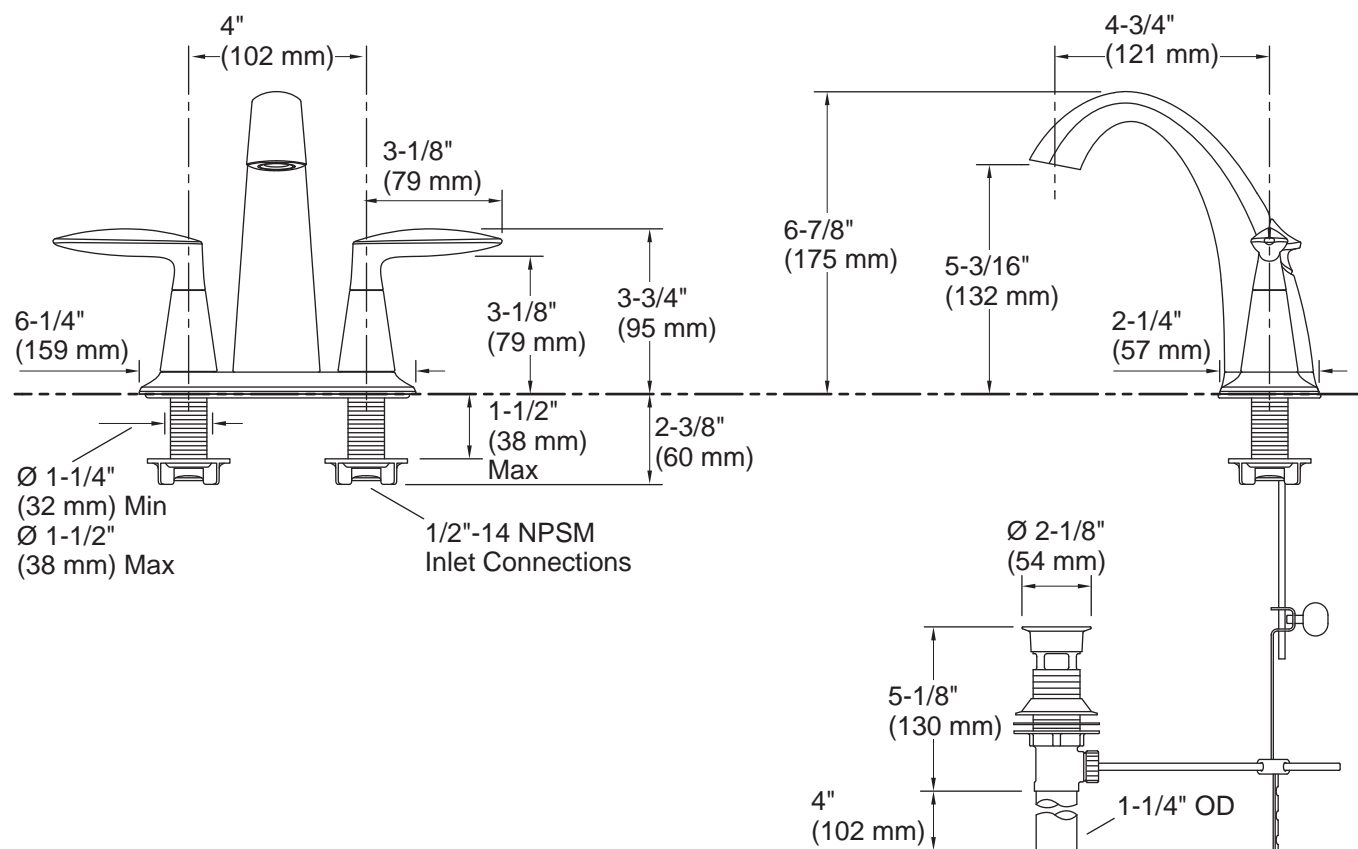
Pressure: 60 psi (4.1 bar)

Drain included: Yes

Drain tailpiece included: Yes

Notes:

Install this product according to the installation instructions.
ADA, CSA B651 compliant when installed to the specific requirements of these regulations.



N. CALIFORNIA
1905 N. MacArthur Dr.
Tracy, California
U.S.A. 95376

S. CALIFORNIA
3351 Grapevine St. Suite #A
Mira Loma, California
U.S.A. 91752

WASHINGTON
9805 32nd Ave S
Lakewood, Washington
U.S.A. 98499

For more information, visit us at www.4willis.com or e-mail us at info@4willis.com.

1-800-4KOHLER (1-800-456-4537) Kohler Co. reserves the right to make revisions without notice to product specifications.
For the most current Specification Sheet, go to www.kohler.com.

KOHLER®

Purist®

Widespread Bathroom Faucet K-14406-4



Features:

- Two lever handles allow for both volume and temperature control.
- 5-1/2" spout reach.
- 1.2 gpm maximum flow rate at 60 psi.
- Includes metal pop-up drain with 1-1/4" tailpiece.
- KOHLER ceramic disc valves exceed industry longevity standards for a lifetime of durable performance.
- Handles pre-assembled on KOHLER® Ultraglide™ Ceramic Disc Valves to simplify installation.
- Coordinates with Purist faucets, accessories, and showering components to complete your bathroom

Material:

- Premium metal construction for durability and reliability.
- KOHLER® finishes resist corrosion and tarnishing.


Installation:

- For 8" - 16" (203 - 406 mm) centers.
- Widespread.



Available Finishes:

CP - Polished Chrome
BN - Vibrant® Brushed Nickel
BL - Matte Black



ADA

CSA B651

OBC

Codes / Standards:

ASME A112.18.1/CSA B125.1
NSF/ANSI 61
NSF/ANSI 372
All applicable US Federal and
State material regulations
EPA WaterSense®
California Energy Commission (CEC)
DOE - Energy Policy Act 1992
ICC/ANSI A117.1



N. CALIFORNIA
1905 N. MacArthur Dr.
Tracy, California
U.S.A. 95376

S. CALIFORNIA
3351 Grapevine St. Suite #A
Mira Loma, California
U.S.A. 91752

WASHINGTON
9805 32nd Ave S
Lakewood, Washington
U.S.A. 98499

For more information, visit us at www.4willis.com or e-mail us at info@4willis.com.

1-800-4KOHLER (1-800-456-4537) Kohler Co. reserves the right to make revisions without notice to product specifications.
For the most current Specification Sheet, go to www.kohler.com.



Purist® Widespread Bathroom Faucet K-14406-4

KOHLER® Faucet Limited Warranty

See website for detailed warranty information.

Faucet Technical Information:

Flow rate: 1.2 gal/min (4.5 l/min)

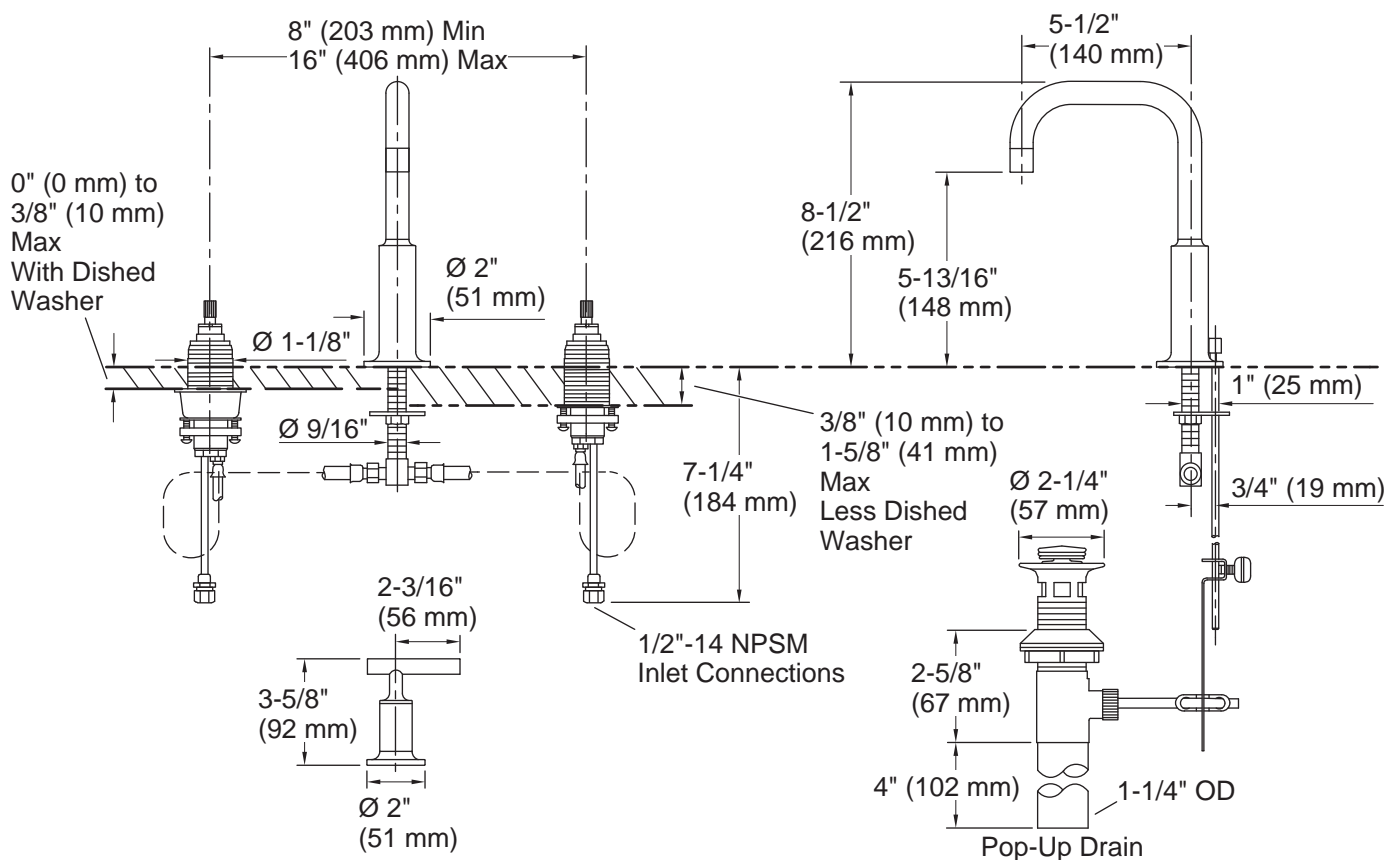
Pressure: 60 psi (4.1 bar)

Drain included: Yes

Drain tailpiece included: Yes

Notes:

Install this product according to the installation instructions.
ADA, CSA B651 compliant when installed to the specific requirements of these regulations.



N. CALIFORNIA
1905 N. MacArthur Dr.
Tracy, California
U.S.A. 95376

S. CALIFORNIA
3351 Grapevine St. Suite #A
Mira Loma, California
U.S.A. 91752

WASHINGTON
9805 32nd Ave S
Lakewood, Washington
U.S.A. 98499

For more information, visit us at www.4willis.com or e-mail us at info@4willis.com.

1-800-4KOHLER (1-800-456-4537) Kohler Co. reserves the right to make revisions without notice to product specifications.
For the most current Specification Sheet, go to www.kohler.com.

KOHLER®

Elate®

Single-handle Bathroom Faucet K-99491-4



Features:

- Single lever handle allows for simultaneous on/off activation and temperature setting.
- KOHLER® ceramic disc valves exceed industry longevity standards for a lifetime of durable performance.
- Leak-free ceramic disc valve allows both volume and temperature control.
- Temperature memory allows faucet to be turned on and off at any temperature setting.
- High-temperature limit setting for added safety.
- Includes metal pop-up drain with 1-1/4" metal tailpiece.
- 1.2 gpm maximum flow rate at 60 psi.
- Red/blue indexing on handle.

Material:

- Premium metal construction for durability and reliability.
- KOHLER® finishes resist corrosion and tarnishing.

Installation:

- For single-hole installation.
- Flexible supplies for simplified installation.



Available Finishes:

CP - Polished Chrome
BL - Matte Black



ADA

CSA B651

OBC

Codes / Standards:

ASME A112.18.1/CSA B125.1
NSF/ANSI 61
NSF/ANSI 372
All applicable US Federal and
State material regulations
EPA WaterSense®
California Energy Commission (CEC)
DOE - Energy Policy Act 1992
ICC/ANSI A117.1



N. CALIFORNIA
1905 N. MacArthur Dr.
Tracy, California
U.S.A. 95376

S. CALIFORNIA
3351 Grapevine St. Suite #A
Mira Loma, California
U.S.A. 91752

WASHINGTON
9805 32nd Ave S
Lakewood, Washington
U.S.A. 98499

For more information, visit us at www.4willis.com or e-mail us at info@4willis.com.

1-800-4KOHLER (1-800-456-4537) Kohler Co. reserves the right to make revisions without notice to product specifications.
For the most current Specification Sheet, go to www.kohler.com.



Elate® Single-handle Bathroom Faucet K-99491-4

KOHLER® Faucet Limited Warranty

See website for detailed warranty information.

Faucet Technical Information:

Flow rate: 1.2 gal/min (4.5 l/min)

Pressure: 60 psi (4.1 bar)

Valve body: Plastic

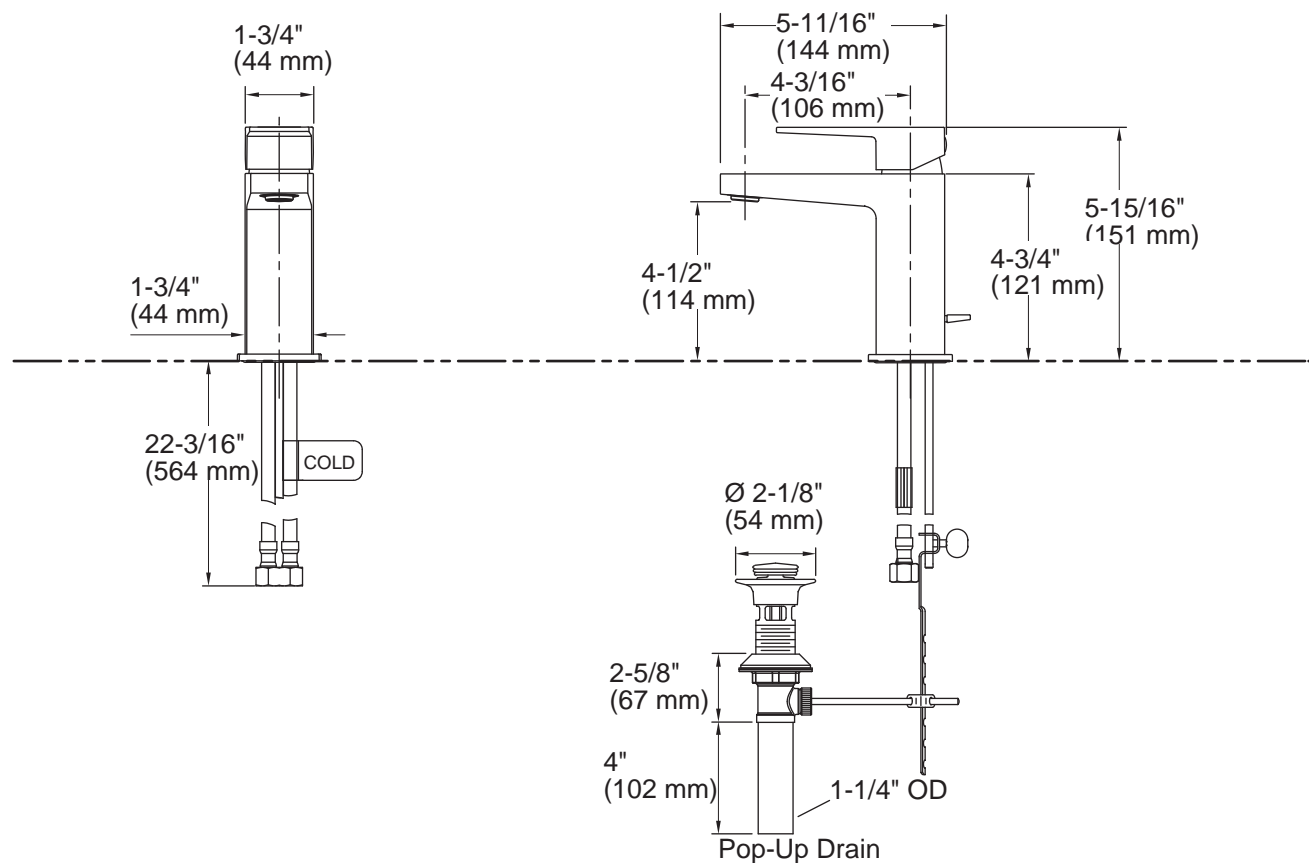
Drain included: Yes

Drain with overflow: Yes

Drain tailpiece included: Yes

Notes:

Install this product according to the installation instructions.
ADA, CSA B651 compliant when installed to the specific requirements of these regulations.



N. CALIFORNIA
1905 N. MacArthur Dr.
Tracy, California
U.S.A. 95376

S. CALIFORNIA
3351 Grapevine St. Suite #A
Mira Loma, California
U.S.A. 91752

WASHINGTON
9805 32nd Ave S
Lakewood, Washington
U.S.A. 98499

For more information, visit us at www.4willis.com or e-mail us at info@4willis.com.

1-800-4KOHLER (1-800-456-4537) Kohler Co. reserves the right to make revisions without notice to product specifications.
For the most current Specification Sheet, go to www.kohler.com.